

SAFETY BULLETIN



**WARNING: IMPORTANT WATER MIST
FIRE SUPPRESSION SAFETY NOTICE**

Number 004/2017

Product	HI-FOG 1900 Sprinklers installed in A1000 type Assembly Bodies: C-0001318 C-0006553 C40022 C40022.1 C40024 C41041.1 C41041.2 C41042 C41045		
Subject	HI-FOG 1900 may not be compatible with some of the A1000 Assembly Bodies equipped with internal stop valve.		
Summary	The internal stop valve of A1000 Assembly Bodies of the types listed above may be pushed beyond its intended range when a HI-FOG 1900 sprinkler is installed.		
Date	18 th September 2017	Rev.	A

Description





The A1000 Assembly Bodies were built to accommodate the HI-FOG 1000 sprinklers. Some models of this Assembly Body include an internal stop valve that prevents the flow through the Assembly Body if the sprinkler is removed. For these Assembly Body models listed, there is a risk that HI-FOG 1900 sprinkler will press the stop valve beyond the intended range and thus may diminish or in the worst case prevent the water flow to the sprinkler in case of a discharge.

The risk is limited to the Assembly Bodies listed above used in combination with HI-FOG 1900 sprinklers.

The risk does not extend to Assembly Body types A2000, AB and C, to Assembly Bodies without an internal stop valve or to any other HI-FOG sprinklers with any Assembly Body. See illustration below for identification of affected components.

Potential Consequences

Potentially diminished or in the worst case prevented water flow to the HI-FOG 1900 sprinkler in the event of a discharge.

Sprinkler Types			
			
HI-FOG 1000	HI-FOG 1900	HI-FOG 2000	HI-FOG 3000
No Action Required	Action Required	No Action Required these types should not be used in A1000 Assembly Body	

SAFETY BULLETIN



**WARNING: IMPORTANT WATER MIST
FIRE SUPPRESSION SAFETY NOTICE**

Assembly Body Types	
  <p>A1000 Cover Plate over Assembly Body surface, held by the sprinkler HI-FOG 1000 \ 1900 only</p>	  <p>A2000 Cover Plate over Assembly Body surface, held by the sprinkler HI-FOG 2000 only</p>
<p>Action Required for HI-FOG® 1900 sprinklers</p>	<p>No Action Required</p>
  <p>AB Clip Ring holds cover plate to the Assembly Body Optional Adaptor Ring to close gap between sprinkler and cover plate multiple sprinkler types</p>	  <p>C Narrow gap between cover plate and Assembly Body, plate snapped to the Assembly Body multiple sprinkler types</p>
<p>No Action Required</p>	

SAFETY BULLETIN



**WARNING: IMPORTANT WATER MIST
FIRE SUPPRESSION SAFETY NOTICE**

Actions required in the field

To assure compatibility of HI-FOG 1900 sprinklers with all Assembly Body types, each HI-FOG 1900 sprinkler installed in an affected A1000 type Assembly Body should have the 15x1,5 O-ring replaced with a 15x2,0 O-ring and a Spacer Plate (Marioff Item Code 2000267114) should be installed between the sprinkler and the Assembly Body cover plate. If there is no cover plate, the spacer is to be installed between the sprinkler and the Assembly Body. Follow Marioff instructions (Document number 0003301084) when carrying out the field action.



15x2,0 O-ring to replace the 15x1,5 O-ring supplied with sprinklers



Spacer Plate to be assembled on the HI-FOG 1900 sprinkler



Spacer Plate on the HI-FOG 1900 sprinkler, in Assembly Body A1000

If you are not sure if you have HI-FOG 1900 sprinklers installed aboard the vessel or otherwise if any installation is subject to this Bulletin, please contact Marioff for further instruction immediately.

For additional information please contact Marioff's Quality Department.

Marioff Corporation Oy / Quality
PO Box 1002
FIN-01511 Vantaa
FINLAND

Tel. +358-(0)10 6880 000
Fax. +358-(0)10 6880 010
e-mail: quality@marioff.fi