

<b>Title</b>	RESOLUTIONs / MEPC Resolutions / 68th Session / Res.MEPC.259(68)
<b>Note</b>	Revokes Res.MEPC.184(59)

## RESOLUTION MEPC.259(68)

**(adopted on 15 May 2015)**

### 2015 GUIDELINES FOR EXHAUST GAS CLEANING SYSTEMS

THE MARINE ENVIRONMENT PROTECTION COMMITTEE,

RECALLING Article 38(a) of the Convention on the International Maritime Organization concerning the functions of the Marine Environment Protection Committee (the Committee) conferred upon it by international conventions for the prevention and control of marine pollution from ships,

RECALLING ALSO that, at its fifty-eighth session, the Committee adopted, by [resolution MEPC.176\(58\)](#), a revised MARPOL Annex VI which significantly strengthens the emission limits for sulphur oxides (SOX),

RECALLING FURTHER that, at its fifty-ninth session, the Committee adopted, by [resolution MEPC.184\(59\)](#), the 2009 Guidelines for exhaust gas cleaning systems (hereinafter referred to as "2009 EGCS Guidelines"),

NOTING that the revised MARPOL Annex VI entered into force on 1 July 2010,

NOTING ALSO that regulation 4 of MARPOL Annex VI allows the use of an alternative compliance method at least as effective in terms of emission reductions as that required by MARPOL Annex VI, including any of the standards set forth in regulation 14, taking into account guidelines developed by the Organization,

RECOGNIZING the need to update the 2009 EGCS Guidelines accordingly,

HAVING CONSIDERED, at its sixty-eighth session, draft amendments to the 2009 EGCS Guidelines, prepared by the Sub-Committee on Pollution Prevention and Response, at its second session,

1 ADOPTS the 2015 Guidelines for exhaust gas cleaning systems, as set out in the annex to the present resolution;

2 INVITES Administrations to take these Guidelines into account when allowing the use of an exhaust gas cleaning system in accordance with regulation 4 of MARPOL Annex VI;

3 REQUESTS Parties to MARPOL Annex VI and other Member Governments to bring these Guidelines to the attention of shipowners, ship operators, shipbuilders, marine diesel engine manufacturers and any other interested groups;

4 INVITES Administrations to provide for collection of data as described in appendix 3 of these Guidelines;

5 AGREES to keep these Guidelines under review in the light of experience gained with their application;

6 SUPERSEDES the 2009 EGCS Guidelines adopted by [resolution MEPC.184\(59\)](#).

## ANNEX

### 2015 GUIDELINES FOR EXHAUST GAS CLEANING SYSTEMS

#### 1 INTRODUCTION

1.1 Regulation 14 of Annex VI requires ships to use fuel oil with a sulphur content not exceeding that stipulated in

#### Disclaimer


Although all possible efforts have been made to ensure correctness and completeness of Information contained in this Service, KR, known as Korean Register of Shipping is not responsible for any errors or omissions made herein, nor held liable for any actions taken by any party as a result of information retrieved from our service.

© KR. All rights reserved.



<b>Title</b>	RESOLUTIONs / MEPC Resolutions / 68th Session / Res.MEPC.259(68)
<b>Note</b>	Revokes Res.MEPC.184(59)

regulations 14.1 or 14.4. Regulation 4 allows, with the approval of the Administration, the use of an alternative compliance method at least as effective in terms of emission reductions as that required by the Annex, including the standards set forth in regulation 14. The Administration of a Party should take into account any relevant guidelines developed by the Organization pertaining to alternatives provided for in regulation 4.

1.2 Similar to a NO<sub>x</sub> emission reduction system, an exhaust gas cleaning (EGC) unit may be approved subject to periodic parameter and emission checks or the system may be equipped with a continuous emission monitoring system. These guidelines have been developed with the intention of being objective and performance oriented. Furthermore, use of the SO<sub>2</sub>(ppm)/CO<sub>2</sub>(%) ratio method will simplify the monitoring of SO<sub>x</sub> emission and facilitate approval of an EGC unit. See [appendix 2](#) for the rationale explaining the use of SO<sub>2</sub>(ppm)/CO<sub>2</sub>(%) as the basis for system monitoring.  Replaced by [MEPC 68/21/Add.a/Corr.2](#)

1.3 Compliance should be demonstrated on the basis of the SO<sub>2</sub>(ppm)/CO<sub>2</sub>(% v/v) ratio values.

**Table 1: Fuel oil sulphur limits recorded in regulations 14.1 and 14.4 and corresponding emissions values**

Fuel oil sulphur content (% m/m)	Ratio emission SO <sub>2</sub> (ppm)/CO <sub>2</sub> (% v/v)
4.50	195.0
3.50	151.7
1.50	65.0
1.00	43.3
0.50	21.7
0.10	4.3

Note: The use of the ratio emissions limits is only applicable when using petroleum based distillate or residual fuel oils. See [appendix 2](#) for application of the ratio method.  Replaced by [MEPC 68/21/Add.a/Corr.2](#)

1.4 These guidelines are recommendatory in nature, however, Administrations are invited to base the implementation of the relevant requirements of regulation 4 of MARPOL Annex VI on them.

## 2 GENERAL

### 2.1 Purpose

2.1.1 The purpose of these guidelines is to specify the requirements for the testing, survey certification and verification of EGC systems under regulation 4 of MARPOL Annex VI to ensure that they provide effective equivalence to the requirements of regulations 14.1 and 14.4 of MARPOL Annex VI.

2.1.2 These guidelines permit two schemes: Scheme A (unit certification with parameter and emission checks and Scheme B (continuous emission monitoring with parameter checks).

2.1.3 For ships which are to use an exhaust gas cleaning system in part or in total in order to comply with regulations 14.1 and/or 14.4 of MARPOL Annex VI, there should be an approved SO<sub>x</sub> Emissions Compliance Plan (SECP).

### 2.2 Application

2.2.1 These guidelines apply to any EGC unit as fitted to fuel oil combustion machinery, excluding shipboard incinerators, installed on board a ship.

#### Disclaimer

Although all possible efforts have been made to ensure correctness and completeness of Information contained in this Service, KR, known as Korean Register of Shipping is not responsible for any errors or omissions made herein, nor held liable for any actions taken by any party as a result of information retrieved from our service.

© KR. All rights reserved.



<b>Title</b>	RESOLUTIONs / MEPC Resolutions / 68th Session / Res.MEPC.259(68)
<b>Note</b>	Revokes Res.MEPC.184(59)

### 2.3 Definitions and required documents

Fuel oil combustion unit	Any engine, boiler, gas turbine, or other fuel oil fired equipment, excluding shipboard incinerators
EGC	Exhaust gas cleaning
SO <sub>x</sub>	Sulphur oxides
SO <sub>2</sub>	Sulphur dioxide
CO <sub>2</sub>	Carbon dioxide
UTC	Universal Time Co-ordinated
Certified Value	The SO <sub>2</sub> /CO <sub>2</sub> ratio specified by the manufacturer that the EGC unit is certified as meeting when operating on a continuous basis on the manufacturers specified maximum fuel sulphur content
In situ	Sampling directly within an exhaust gas stream
MCR	Maximum Continuous Rating
Load range	Maximum rated power of diesel engine or maximum steaming rate of the boiler
SECP	SOX Emissions Compliance Plan
SECC	SOX Emissions Compliance Certificate
ETM-A	EGC system – Technical Manual for Scheme A
ETM-B	EGC system – Technical Manual for Scheme B
OMM	Onboard Monitoring Manual
EGC Record Book	A record of the EGC unit in-service operating parameters, component adjustments, maintenance and service records as appropriate

Document	Scheme A	Scheme B
SECP	X	X
SECC	X	
ETM Scheme A	X	
ETM Scheme B		X
OMM	X	X
EGC Record Book or Electronic Logging System	X	X

### 3 SAFETY NOTE

Due attention is to be given to the safety implications related to the handling and proximity of exhaust gases, the measurement equipment and the storage and use of pressurized containers of pure and calibration gases. Sampling positions and permanent access platforms should be such that this monitoring may be performed safely. In locating discharge outlet of washwater used in the EGC unit, due consideration should be given to the location of the ship's seawater inlet. In all operating conditions the pH should be maintained at a level that avoids damage to the vessel's anti-fouling system, the propeller, rudder and other components that may be vulnerable to acidic discharges, potentially causing accelerated corrosion of critical metal components.

### 4 SCHEME A – EGC SYSTEM APPROVAL, SURVEY AND CERTIFICATION USING PARAMETER AND EMISSION

#### Disclaimer

Although all possible efforts have been made to ensure correctness and completeness of Information contained in this Service, KR, known as Korean Register of Shipping is not responsible for any errors or omissions made herein, nor held liable for any actions taken by any party as a result of information retrieved from our service.

© KR. All rights reserved.



<b>Title</b>	RESOLUTIONs / MEPC Resolutions / 68th Session / Res.MEPC.259(68)
<b>Note</b>	Revokes Res.MEPC.184(59)

## CHECKS

### 4.1 Approval of EGC systems

#### 4.1.1 General

Options under Scheme A of these guidelines provide for:

- .1 unit approval;
- .2 serially manufactured units; and
- .3 production range approval.

#### 4.1.2 Unit approval

4.1.2.1 An EGC unit should be certified as capable of meeting the limit value, (the Certified Value), specified by the manufacturer (e.g. the emission level the unit is capable of achieving on a continuous basis) with fuel oils of the manufacturer's specified maximum % m/m sulphur content and for the range of operating parameters, as listed in paragraph 4.2.2.1.2, for which they are to be approved. The Certified Value should at least be suitable for ship operations under requirements given by MARPOL Annex VI regulations 14.1 and/or 14.4.

4.1.2.2 Where testing is not to be undertaken with fuel oils of the manufacturer's specified maximum % m/m sulphur content, the use of two test fuels with a lower % m/m sulphur content is permitted. The two fuels selected should have a difference in % m/m sulphur content sufficient to demonstrate the operational behaviour of the EGC unit and to demonstrate that the Certified Value can be met if the EGC unit were to be operated with a fuel of the manufacturer's specified maximum % m/m sulphur content. In such cases a minimum of two tests, in accordance with section 4.3 as appropriate, should be performed. These need not be sequential and could be undertaken on two different, but identical, EGC units.

4.1.2.3 The maximum and, if applicable, minimum exhaust gas mass flow rate of the unit should be stated. The effect of variation of the other parameters defined in paragraph 4.2.2.1.2 should be justified by the equipment manufacturer. The effect of variations in these factors should be assessed by testing or otherwise as appropriate. No variation in these factors, or combination of variations in these factors, should be such that the emission value of the EGC unit would be in excess of the Certified Value.

4.1.2.4 Data obtained in accordance with this section should be submitted to the Administration for approval together with the ETM-A.

#### 4.1.3 Serially manufactured units

In the case of nominally similar EGC units of the same mass flow ratings as that certified under 4.1.2, and to avoid the testing of each EGC unit, the equipment manufacturer may submit, for acceptance by the Administration, a conformity of production arrangement. The certification of each EGC unit under this arrangement should be subject to such surveys that the Administration may consider necessary as to assure that each EGC unit has an emission value of not more than the Certified Value when operated in accordance with the parameters defined in paragraph 4.2.2.1.2.

#### 4.1.4 Product range approval

4.1.4.1 In the case of an EGC unit of the same design, but of different maximum exhaust gas mass flow capacities, the Administration may accept, in lieu of tests on an EGC unit of all capacities in accordance with section 4.1.2, tests of EGC systems of three different capacities provided that the three tests are performed at

#### Disclaimer

Although all possible efforts have been made to ensure correctness and completeness of Information contained in this Service, KR, known as Korean Register of Shipping is not responsible for any errors or omissions made herein, nor held liable for any actions taken by any party as a result of information retrieved from our service.

© KR. All rights reserved.



<b>Title</b>	RESOLUTIONs / MEPC Resolutions / 68th Session / Res.MEPC.259(68)
<b>Note</b>	Revokes Res.MEPC.184(59)

intervals including the highest, lowest and one intermediate capacity rating within the range.

4.1.4.2 Where there are significant differences in the design of EGC units of different capacities, this procedure should not be applied unless it can be shown, to the satisfaction of the Administration, that in practice those differences do not materially alter the performance between the various EGC unit types.

4.1.4.3 For EGC units of different capacities, the sensitivity to variations in the type of combustion machinery to which they are fitted should be detailed together with sensitivity to the variations in the parameters listed in paragraph 4.2.2.1.2. This should be on the basis of testing, or other data as appropriate.

4.1.4.4 The effect of changes of EGC unit capacity on washwater characteristics should be detailed.

4.1.4.5 All supporting data obtained in accordance with this section, together with the ETM-A for each capacity unit, should be submitted to the Administration for approval.

## 4.2 Survey and certification

### 4.2.1 Procedures for the certification of an EGC unit

4.2.1.1 In order to meet the requirements of section 4.1 either prior to, or after installation on board, each EGC unit should be certified as meeting the Certified Value specified by the manufacturer (e.g. the emission level the unit is capable of achieving on a continuous basis) under the operating conditions and restrictions as given by the EGC Technical Manual (ETM-A) as approved by the Administration.

4.2.1.2 Determination of the Certified Value should be in accordance with the provisions of these guidelines.

4.2.1.3 Each EGC unit meeting the requirements of paragraph 4.2.1.1 should be issued with a SECC by the Administration. The form of the SECC is given in appendix 1.

4.2.1.4 Application for an SECC should be made by the EGC system manufacturer, shipowner or other party.

4.2.1.5 Any subsequent EGC units of the same design and rating as that certified under paragraph 4.2.1.1 may be issued with an SECC by the Administration without the need for testing in accordance with paragraph 4.2.1.1 subject to section 4.1.3 of these guidelines.

4.2.1.6 EGC units of the same design, but with ratings different from that certified under paragraph 4.2.1.1 may be accepted by the Administration subject to section 4.1.4 of these guidelines.

4.2.1.7 EGC units which treat only part of the exhaust gas flow of the uptake in which they are fitted should be subject to special consideration by the Administration to ensure that under all defined operating conditions that the overall emission value of the exhaust gas downstream of the system is no more than the Certified Value.

### 4.2.2 EGC System Technical Manual "Scheme A" (ETM-A)

4.2.2.1 Each EGC unit should be supplied with an ETM-A provided by the manufacturer. This ETM-A should, as a minimum, contain the following information:

- .1 the identification of the unit (manufacturer, model/type, serial number and other details as necessary) including a description of the unit and any required ancillary systems;
- .2 the operating limits, or range of operating values, for which the unit is certified. These should, as a minimum, include:

#### Disclaimer

Although all possible efforts have been made to ensure correctness and completeness of Information contained in this Service, KR, known as Korean Register of Shipping is not responsible for any errors or omissions made herein, nor held liable for any actions taken by any party as a result of information retrieved from our service.

© KR. All rights reserved.



<b>Title</b>	RESOLUTIONs / MEPC Resolutions / 68th Session / Res.MEPC.259(68)
<b>Note</b>	Revokes Res.MEPC.184(59)

- .1 maximum and, if applicable, minimum mass flow rate of exhaust gas;
- .2 the power, type and other relevant parameters of the fuel oil combustion unit for which the EGC unit is to be fitted. In the cases of boilers, the maximum air/fuel ratio at 100% load should also be given. In the cases of diesel engines whether the engine is of 2 or 4-stroke cycle;
- .3 maximum and minimum washwater flow rate, inlet pressures and minimum inlet water alkalinity (ISO 9963-1-2);
- .4 exhaust gas inlet temperature ranges and maximum and minimum exhaust gas outlet temperature with the EGC unit in operation;
- .5 exhaust gas differential pressure range and the maximum exhaust gas inlet pressure with the fuel oil combustion unit operating at MCR or 80% of power rating whichever is appropriate;
- .6 salinity levels or fresh water elements necessary to provide adequate neutralizing agents; and
- .7 other factors concerning the design and operation of the EGC unit relevant to achieving a maximum emission value no higher than the Certified Value;
- .3 any requirements or restrictions applicable to the EGC unit or associated equipment necessary to enable the unit to achieve a maximum emission value no higher than the Certified Value;
- .4 maintenance, service or adjustment requirements in order that the EGC unit can continue to achieve a maximum emission value no higher than the Certified Value. The maintenance, servicing and adjustments should be recorded in the EGC Record Book;
- .5 corrective actions in case of exceedances of the applicable maximum allowable SO<sub>2</sub>/CO<sub>2</sub> ratio, or wash water discharge criteria;
- .6 a verification procedure to be used at surveys to ensure that its performance is maintained and that the unit is used as required (see section 4.4);
- .7 through range performance variation in washwater characteristics;
- .8 design requirements of the washwater system; and
- .9 the SECC.

4.2.2.2 The ETM-A should be approved by the Administration.

4.2.2.3 The ETM-A should be retained on board the ship onto which the EGC unit is fitted and should be available for surveys as required.

4.2.2.4 Amendments to the ETM-A which reflect EGC unit changes that affect performance with respect to emissions to air and/or water should be approved by the Administration. Where additions, deletions or amendments to the ETM-A are separate to the ETM-A as initially approved, they should be retained with the

#### Disclaimer

Although all possible efforts have been made to ensure correctness and completeness of Information contained in this Service, KR, known as Korean Register of Shipping is not responsible for any errors or omissions made herein, nor held liable for any actions taken by any party as a result of information retrieved from our service.

© KR. All rights reserved.



<b>Title</b>	RESOLUTIONs / MEPC Resolutions / 68th Session / Res.MEPC.259(68)
<b>Note</b>	Revokes Res.MEPC.184(59)

ETM-A and should be considered as part of it.

#### 4.2.3 In-service surveys

4.2.3.1 The EGC unit should be subject to survey on installation and at initial, annual/intermediate and renewals surveys by the Administration.

4.2.3.2 In accordance with regulation 10 of MARPOL Annex VI, EGC units may also be subject to inspection by port State control.

4.2.3.3 Prior to use, each EGC unit should be issued with an SECC by the Administration.

4.2.3.4 Following the installation survey as required by paragraph 4.2.3.1, section 2.6 of the Supplement to the ship's International Air Pollution Certificate should be duly completed.

#### 4.3 Emission limits

4.3.1 Each EGC unit should be capable of reducing emissions to equal to or less than the Certified Value at any load point when operated in accordance with the criteria as given in paragraph 4.2.2.1.2, as specified in paragraphs 4.3.2 to 4.3.5 of these guidelines, and as excepted in paragraph 4.3.7.

4.3.2 EGC units fitted to main propulsion diesel engines should meet the requirements of paragraph 4.3.1 at all loads between 25 to 100% of the load range of the engines to which they are fitted.

4.3.3 EGC units fitted to auxiliary diesel engines should meet the requirements of paragraph 4.3.1 at all loads between 10 to 100% of the load range of the engines to which they are fitted.

4.3.4 EGC units fitted to diesel engines which supply power for both main propulsion and auxiliary purposes should meet the requirements of paragraph 4.3.3.

4.3.5 EGC units fitted to boilers should meet the requirements of paragraph 4.3.1 at all loads between 10 to 100% of the load range (steaming rates) or, if the turn down ratio is smaller, over the actual load range of the boilers to which they are fitted.

4.3.6 In order to demonstrate performance, emission measurements should be undertaken, with the agreement of the Administration, at a minimum of four load points. One load point should be at 95 to 100% of the maximum exhaust gas mass flow rate for which the unit is to be certified. One load point should be within  $\pm$  5% of the minimum exhaust gas mass flow rate for which the unit is to be certified. The other two load points should be equally spaced between the maximum and minimum exhaust gas mass flow rates. Where there are discontinuities in the operation of the system the number of load points should be increased, with the agreement of the Administration, so that it is demonstrated that the required performance over the stated exhaust gas mass flow rate range is retained. Additional intermediate load points should be tested if there is evidence of an emission peak below the maximum exhaust gas mass flow rate and above, if applicable, the minimum exhaust gas flow rate. These additional tests should be sufficient number as to establish the emission peak value.

4.3.7 For loads below those specified in paragraphs 4.3.2 to 4.3.5, the EGC unit should continue in operation. In those cases where the fuel oil combustion equipment may be required to operate under idling conditions, the SO<sub>2</sub> emission concentration (ppm) at standardized O<sub>2</sub> concentration (15.0% diesel engines, 3.0% boilers) should not exceed 50 ppm.

#### 4.4 Onboard procedures for demonstrating compliance

4.4.1 For each EGC unit, the ETM-A should contain a verification procedure for use at surveys as required. This

##### Disclaimer

Although all possible efforts have been made to ensure correctness and completeness of Information contained in this Service, KR, known as Korean Register of Shipping is not responsible for any errors or omissions made herein, nor held liable for any actions taken by any party as a result of information retrieved from our service.

© KR. All rights reserved.





<b>Title</b>	RESOLUTIONs / MEPC Resolutions / 68th Session / Res.MEPC.259(68)
<b>Note</b>	Revokes Res.MEPC.184(59)

procedure should not require specialized equipment or an in-depth knowledge of the system. Where particular devices are required they should be provided and maintained as part of the system. The EGC unit should be designed in such a way as to facilitate inspection as required. The basis of this verification procedure is that if all relevant components and operating values or settings are within those as approved, then the performance of the EGC system is within that required without the need for actual exhaust emission measurements. It is also necessary to ensure that the EGC unit is fitted to a fuel oil combustion unit for which it is rated – this forms part of the SECP. A Technical File related to an EIAPP certificate, if available, or an Exhaust Gas Declaration issued by the engine maker or designer or another competent party or a Flue Gas Declaration issued by the boiler maker or designer or another competent party serves this purpose to the satisfaction of the Administration.

4.4.2 Included in the verification procedure should be all components and operating values or settings which may affect the operation of the EGC unit and its ability to meet the Certified Value.

4.4.3 The verification procedure should be submitted by the EGC system manufacturer and approved by the Administration.

4.4.4 The verification procedure should cover both a documentation check and a physical check of the EGC unit.

4.4.5 The surveyor should verify that each EGC unit is installed in accordance with the ETM-A and has an SECC as required.

4.4.6 At the discretion of the Administration, the surveyor should have the option of checking one or all of the identified components, operating values or settings. Where there is more than one EGC unit, the Administration may, at its discretion, abbreviate or reduce the extent of the survey on board, however, the entire survey should be completed for at least one of each type of EGC unit on board provided that it is expected that the other EGC units perform in the same manner.

4.4.7 The EGC unit should include means to automatically record when the system is in use. This should automatically record, at least at the frequency specified in paragraph 5.4.2, as a minimum, washwater pressure and flow rate at the EGC unit's inlet connection, exhaust gas pressure before and pressure drop across the EGC unit, fuel oil combustion equipment load, and exhaust gas temperature before and after the EGC unit. The data recording system should comply with the requirements of sections 7 and 8. In case of a unit consuming chemicals at a known rate as documented in ETM-A, records of such consumption in the EGC Record Book also serves this purpose.

4.4.8 Under Scheme A, if a continuous exhaust gas monitoring system is not fitted, it is recommended that a daily spot check of the exhaust gas quality in terms of SO<sub>2</sub>(ppm)/CO<sub>2</sub>(%) ratio, is used to verify compliance in conjunction with parameter checks stipulated in paragraph 4.4.7. If a continuous exhaust gas monitoring system is fitted, only daily spot checks of the parameters listed in paragraph 4.4.7 would be needed to verify proper operation of the EGC unit.

4.4.9 If the EGC system manufacturer is unable to provide assurance that the EGC unit will meet the Certified Value or below between surveys, by means of the verification procedure stipulated in paragraph 4.4.1, or if this requires specialist equipment or in-depth knowledge, it is recommended that continuous exhaust gas monitoring of each EGC unit be used, Scheme B, to assure compliance with regulations 14.1 and/or 14.4 of MARPOL Annex VI.

4.4.10 An EGC Record Book should be maintained by the shipowner recording maintenance and service of the unit including like-for-like replacement. The form of this record should be submitted by the EGC system manufacturer and approved by the Administration. This EGC Record Book should be available at surveys as required and may be read in conjunction with engine-room log-books and other data as necessary to confirm the correction operation of the EGC unit. Alternatively, this information should be recorded in the vessel's planned maintenance record system as approved by the Administration.

#### Disclaimer

Although all possible efforts have been made to ensure correctness and completeness of Information contained in this Service, KR, known as Korean Register of Shipping is not responsible for any errors or omissions made herein, nor held liable for any actions taken by any party as a result of information retrieved from our service.

© KR. All rights reserved.





<b>Title</b>	RESOLUTIONs / MEPC Resolutions / 68th Session / Res.MEPC.259(68)
<b>Note</b>	Revokes Res.MEPC.184(59)

## 5 SCHEME B – EGC SYSTEM APPROVAL, SURVEY AND CERTIFICATION USING CONTINUOUS MONITORING OF SO<sub>x</sub> EMISSIONS

### 5.1 General

This Scheme should be used to demonstrate that the emissions from a fuel oil combustion unit fitted with an EGC will, with that system in operation, result in the required emission value (e.g. as stated in the SECP) or below at any load point, including during transient operation and thus compliance with the requirements of regulations 14.1 and/or 14.4 of MARPOL Annex VI.

### 5.2 Approval

Compliance demonstrated in service by continuous exhaust gas monitoring. Monitoring system should be approved by the Administration and the results of that monitoring available to the Administration as necessary to demonstrate compliance as required.

### 5.3 Survey and certification

5.3.1 The monitoring system of the EGC system should be subject to survey on installation and at initial, annual/intermediate and renewals surveys by the Administration.

5.3.2 In accordance with regulation 10 of MARPOL Annex VI, monitoring systems of EGC units may also be subject to inspection by port State control.

5.3.3 In those instances where an EGC system is installed, section 2.6 of the Supplement to the ship's International Air Pollution Prevention Certificate should be duly completed.

### 5.4 Calculation of emission rate

5.4.1 Exhaust gas composition in terms of SO<sub>2</sub>(ppm)/CO<sub>2</sub>(%) should be measured at an appropriate position after the EGC unit and that measurement should be in accordance with the requirements of section 6 as applicable.

5.4.2 SO<sub>2</sub>(ppm) and CO<sub>2</sub>(%) to be continuously monitored and recorded onto a data recording and processing device at a rate which should not be less than 0.0035 Hz.

5.4.3 If more than one analyser is to be used to determine the SO<sub>2</sub>/CO<sub>2</sub> ratio, these should be tuned to have similar sampling and measurement times and the data outputs aligned so that the SO<sub>2</sub>/CO<sub>2</sub> ratio is fully representative of the exhaust gas composition.

### 5.5 Onboard procedures for demonstrating compliance with emission limit

5.5.1 The data recording system should comply with the requirements of sections 7 and 8.

5.5.2 Daily spot checks of the parameters listed in paragraph 4.4.7 are needed to verify proper operation of the EGC unit and should be recorded in the EGC Record Book or in the engine-room logger system.

### 5.6 EGC System Technical Manual "Scheme B" (ETM-B)

5.6.1 Each EGC unit should be supplied with an ETM-B provided by the manufacturer. This ETM-B should, as a minimum, contain the following information:

- .1 the identification of the unit (manufacturer, model/type, serial number and other details as necessary)

#### Disclaimer

Although all possible efforts have been made to ensure correctness and completeness of Information contained in this Service, KR, known as Korean Register of Shipping is not responsible for any errors or omissions made herein, nor held liable for any actions taken by any party as a result of information retrieved from our service.

© KR. All rights reserved.



<b>Title</b>	RESOLUTIONs / MEPC Resolutions / 68th Session / Res.MEPC.259(68)
<b>Note</b>	Revokes Res.MEPC.184(59)

including a description of the unit and any required ancillary systems;

.2 the operating limits, or range of operating values, for which the unit is certified. These should, as a minimum, include:

.1 maximum and, if applicable, minimum mass flow rate of exhaust gas;

.2 the power, type and other relevant parameters of the fuel oil combustion unit for which the EGC unit is to be fitted. In the cases of boilers, the maximum air/fuel ratio at 100% load should also be given. In the cases of diesel engines whether the engine is of 2 or 4-stroke cycle;

.3 maximum and minimum washwater flow rate, inlet pressures and minimum inlet water alkalinity (ISO 9963-1-2);

.4 exhaust gas inlet temperature ranges and maximum and minimum exhaust gas outlet temperature with the EGC unit in operation;

.5 exhaust gas differential pressure range and the maximum exhaust gas inlet pressure with the fuel oil combustion unit operating at MCR or 80% of power rating whichever is appropriate;

.6 salinity levels or fresh water elements necessary to provide adequate neutralizing agents; and

.7 other parameters as necessary concerning the operation of the EGC unit;

.3 any requirements or restrictions applicable to the EGC unit or associated equipment;

.4 corrective actions in case of exceedances of the applicable maximum allowable SO<sub>2</sub>/CO<sub>2</sub> ratio, or washwater discharge criteria;

.5 through range performance variation in washwater characteristics;

.6 design requirements of the washwater system.

5.6.2 The ETM-B should be approved by the Administration.

5.6.3 The ETM-B should be retained on board the ship onto which the EGC unit is fitted. The ETM-B should be available for surveys as required.

5.6.4 Amendments to the ETM-B which reflect EGC unit changes that affect performance with respect to emissions to air and/or water should be approved by the Administration. Where additions, deletions or amendments to the ETM-B are separate to the ETM-B as initially approved, they should be retained with the ETM-B and should be considered as part of it.

## 6 EMISSION TESTING

6.1 Emission testing should follow the requirements of the NO<sub>x</sub> Technical Code 2008, chapter 5, and associated appendices, except as provided for in these guidelines.

6.2 CO<sub>2</sub> should be measured using an analyser operating on non-dispersive infrared (NDIR) principle and with

### Disclaimer

Although all possible efforts have been made to ensure correctness and completeness of Information contained in this Service, KR, known as Korean Register of Shipping is not responsible for any errors or omissions made herein, nor held liable for any actions taken by any party as a result of information retrieved from our service.  
© KR. All rights reserved.



<b>Title</b>	RESOLUTIONs / MEPC Resolutions / 68th Session / Res.MEPC.259(68)
<b>Note</b>	Revokes Res.MEPC.184(59)

additional equipment such as dryers as necessary. SO<sub>2</sub> should be measured using analysers operating on non-dispersive infrared (NDIR) or non-dispersive ultra-violet (NDUV) principles and with additional equipment such as dryers as necessary. Other systems or analyser principles may be accepted, subject to the approval of the Administration, provided they yield equivalent or better results to those of the equipment referenced above. For acceptance of other CO<sub>2</sub> systems or analyser principles, the reference method should be in accordance with the requirements of appendix III of the NO<sub>x</sub> Technical Code 2008.

6.3 Analyser performance should be in accordance with the requirements of sections 1.6 to 1.10 of appendix III of the NO<sub>x</sub> Technical Code 2008.

6.4 An exhaust gas sample for SO<sub>2</sub> should be obtained from a representative sampling point downstream of the EGC unit.

6.5 SO<sub>2</sub> and CO<sub>2</sub> should be monitored using either in situ or extractive sample systems.

6.6 Extractive exhaust gas samples for SO<sub>2</sub> determination should be maintained at a sufficient temperature to avoid condensed water in the sampling system and hence loss of SO<sub>2</sub>.

6.7 If an extractive exhaust gas sample for determination needs to be dried prior to analysis it should be done in a manner that does not result in loss of SO<sub>2</sub> in the sample as analysed.

6.8 The SO<sub>2</sub> and CO<sub>2</sub> values should be compared on the basis of the same residual water content (e.g. dry or with the same wetness fraction).

6.9 In justified cases where the CO<sub>2</sub> concentration is reduced by the EGC unit, the CO<sub>2</sub> concentration can be measured at the EGC unit inlet, provided that the correctness of such a methodology can be clearly demonstrated. In such cases the SO<sub>2</sub> and CO<sub>2</sub> values should be compared on a dry basis. If measured on a wet basis the water content in the exhaust gas stream at those points should also be determined in order to correct the readings to dry basis values. For calculation of the CO<sub>2</sub> value on a dry basis, the dry/wet correction factor may be calculated in accordance with paragraph 5.12.3.2.2 of the NO<sub>x</sub> Technical Code 2008.

## 7 DATA RECORDING AND PROCESSING DEVICE

7.1 The recording and processing device should be of robust, tamper-proof design with read-only capability.

7.2 The recording and processing device should record the data required by sections 4.4.7, 5.4.2, and 10.3 against UTC and ships position by a Global Navigational Satellite System (GNSS).

7.3 The recording and processing device should be capable of preparing reports over specified time periods.

7.4 Data should be retained for a period of not less than 18 months from the date of recording. If the unit is changed over that period, the shipowner should ensure that the required data is retained on board and available as required.

7.5 The device should be capable of downloading a copy of the recorded data and reports in a readily useable format. Such copy of the data and reports should be available to the Administration or port State authority as requested.

## 8 ONBOARD MONITORING MANUAL (OMM)

8.1 An OMM should be prepared to cover each EGC unit installed in conjunction with fuel oil combustion

### Disclaimer

Although all possible efforts have been made to ensure correctness and completeness of Information contained in this Service, KR, known as Korean Register of Shipping is not responsible for any errors or omissions made herein, nor held liable for any actions taken by any party as a result of information retrieved from our service.

© KR. All rights reserved.



<b>Title</b>	RESOLUTIONs / MEPC Resolutions / 68th Session / Res.MEPC.259(68)
<b>Note</b>	Revokes Res.MEPC.184(59)

equipment, which should be identified, for which compliance is to be demonstrated.

8.2 The OMM should, as a minimum, include:

- .1 the sensors to be used in evaluating EGC system performance and washwater monitoring, their service, maintenance and calibration requirements;
- .2 the positions from which exhaust emission measurements and washwater monitoring are to be taken together with details of any necessary ancillary services such as sample transfer lines and sample treatment units and any related service or maintenance requirements;
- .3 the analysers to be used, their service, maintenance, and calibration requirements;
- .4 analyser zero and span check procedures; and
- .5 other information or data relevant to the correct functioning of the monitoring systems or its use in demonstrating compliance.

8.3 The OMM should specify how the monitoring is to be surveyed.

8.4 The OMM should be approved by the Administration.

## 9 SHIP COMPLIANCE

### 9.1 SOX Emissions Compliance Plan (SECP)

9.1.1 For all ships which are to use an EGC unit, in part or in total, in order to comply with the requirements of regulations 14.1 and 14.4 of MARPOL Annex VI there should be an SECP for the ship, approved by the Administration.

9.1.2 The SECP should list each item of fuel oil combustion equipment which is to meet the requirements for operating in accordance with the requirements of regulations 14.1 and/or 14.4 of MARPOL Annex VI.

9.1.3 Under Scheme A, the SECP should present how continuous monitoring data will demonstrate that the parameters in paragraph 4.4.7 are maintained within the manufacturer's recommended specifications. Under Scheme B, this would be demonstrated using daily recordings of key parameters.

9.1.4 Under Scheme B, the SECP should present how continuous exhaust gas emissions monitoring will demonstrate that the ship total SO<sub>2</sub>(ppm)/CO<sub>2</sub>(%) ratio is comparable to the requirements of regulation 14.1 and/or 14.4 of MARPOL Annex VI or below as prescribed in paragraph 1.3. Under Scheme A, this would be demonstrated using daily exhaust gas emission recordings.

9.1.5 There may be some equipment such as small engines and boilers to which the fitting of EGC units would not be practical, particularly where such equipment is located in a position remote from the main machinery spaces. All such fuel oil combustion units should be listed in the SECP. For these fuel oil combustion units which are not to be fitted with EGC units, compliance may be achieved by means of regulations 14.1 and/or 14.4 of MARPOL Annex VI.

### 9.2 Demonstration of compliance

#### 9.2.1 Scheme A

9.2.1.1 The SECP should refer to, not reproduce, the ETM-A, EGC Record Book or Engine-Room logger system

#### Disclaimer

Although all possible efforts have been made to ensure correctness and completeness of Information contained in this Service, KR, known as Korean Register of Shipping is not responsible for any errors or omissions made herein, nor held liable for any actions taken by any party as a result of information retrieved from our service.

© KR. All rights reserved.



<b>Title</b>	RESOLUTIONs / MEPC Resolutions / 68th Session / Res.MEPC.259(68)
<b>Note</b>	Revokes Res.MEPC.184(59)

and OMM as specified under Scheme A. It should be noted that as an alternative, the maintenance records may be recorded in the ship's planned maintenance record system, as allowed by the Administration.

9.2.1.2 For all fuel oil combustion equipment listed under paragraph 9.1.2, details should be provided demonstrating that the rating and restrictions for the EGC unit as approved, paragraph 4.2.2.1.2, are complied with.

9.2.1.3 Required parameters should be monitored and recorded as required under paragraph 4.4.7 when the EGC is in operation in order to demonstrate compliance.

## 9.2.2 Scheme B

The SECP should refer to, not reproduce, the ETM-B, EGC Record Book or Engine-Room logger system and OMM as specified under Scheme B.

## 10 WASHWATER

### 10.1 Washwater discharge criteria<sup>1</sup>

<sup>1</sup> The washwater discharge criteria should be revised in the future as more data becomes available on the contents of the discharge and its effects, taking into account any advice given by GESAMP.

10.1.1 When the EGC system is operated in ports, harbours, or estuaries, the washwater monitoring and recording should be continuous. The values monitored and recorded should include pH, PAH, turbidity and temperature. In other areas the continuous monitoring and recording equipment should also be in operation, whenever the EGC system is in operation, except for short periods of maintenance and cleaning of the equipment. The discharge water should comply with the following limits.

#### 10.1.2 pH criteria

10.1.2.1 The washwater pH should comply with one of the following requirements which should be recorded in the ETM-A or ETM-B as applicable:

.1 The discharge washwater should have a pH of no less than 6.5 measured at the ship's overboard discharge with the exception that during manoeuvring and transit, the maximum difference between inlet and outlet of 2 pH units is allowed measured at the ship's inlet and overboard discharge.

.2 The pH discharge limit, at the overboard monitoring position, is the value that will achieve as a minimum pH 6.5 at 4 m from the overboard discharge point with the ship stationary, and which is to be recorded as the overboard pH discharge limit in the ETM-A or ETM-B. The overboard pH discharge limit can be determined either by means of direct measurement, or by using a calculation-based methodology (computational fluid dynamics or other equally scientifically established empirical formulae) to be left to the approval by the Administration, and in accordance with the following conditions to be recorded in the ETM-A or ETM-B:

.1 all EGC units connected to the same outlets are operating at their full loads (or highest practicable load) and with the fuel oil of a maximum sulphur content for which the units are to be certified (Scheme A) or used with (Scheme B);

.2 if a test fuel with lower sulphur content, and/or test load lower than maximum, sufficient for demonstrating the behaviour of the washwater plume is used, the plume's mixing ratio must be established based on the titration curve of seawater. The mixing ratio would be used to demonstrate the behaviour of

#### Disclaimer

Although all possible efforts have been made to ensure correctness and completeness of Information contained in this Service, KR, known as Korean Register of Shipping is not responsible for any errors or omissions made herein, nor held liable for any actions taken by any party as a result of information retrieved from our service.

© KR. All rights reserved.



<b>Title</b>	RESOLUTIONs / MEPC Resolutions / 68th Session / Res.MEPC.259(68)
<b>Note</b>	Revokes Res.MEPC.184(59)

the washwater plume and that the overboard pH discharge limit has been met if the EGC system is operated at the highest fuel sulphur content and load for which the EGC system is certified (Scheme A) or used with (Scheme B);

.3 where the washwater flow rate is varied in accordance with the EGC system gas flow rate, the implications of this for the part load performance should also be evaluated to ensure that the overboard pH discharge limit is met under any load;

.4 reference should be made to a sea-water alkalinity of 2,200 µmol/litre and pH 8.2<sup>2</sup>; an amended titration curve should be applied where the testing conditions differ from the reference seawater, as agreed by the Administration; and

<sup>2</sup> These values could be revised within two years for new installations following the adoption of these amended guidelines upon further inputs on the physical state of the seas resulting from the use of exhaust gas cleaning systems.

.5 if a calculation-based methodology is to be used, details to allow its verification such as but not limited to supporting scientific formulae, discharge point specification, washwater discharge flow rates, designed pH values at both the discharge and 4 m location, titration and dilution data should be submitted.

### 10.1.3 PAHs (Polycyclic Aromatic Hydrocarbons)

10.1.3.1 The washwater PAH should comply with the following requirements. The appropriate limit should be specified in the ETM-A or ETM-B.

10.1.3.2 The maximum continuous PAH concentration in the washwater should not be greater than 50 µg/L PAH<sub>phe</sub> (phenanthrene equivalence) above the inlet water PAH concentration. For the purposes of this criteria, the PAH concentration in the washwater should be measured downstream of the water treatment equipment, but upstream of any washwater dilution or other reactant dosing unit, if used, prior to discharge.

10.1.3.3 The 50 µg/L limit described above is normalized for a washwater flow rate through the EGC unit of 45 t/MWh where the MW refers to the MCR or 80% of the power rating of the fuel oil combustion unit. This limit would have to be adjusted upward for lower washwater flow rates per MWh, and vice-versa, according to the table below.

Flow rate (t/MWh)	Discharge concentration limit (µg/L PAH <sub>phe</sub> equivalents)	Measurement technology
0-1	2250	Ultraviolet light
2.5	900	- " -
5	450	Fluorescence <sup>3</sup>
11.25	200	- " -
22.5	100	- " -
45	50	- " -
90	25	- " -

<sup>3</sup> For any Flow Rate > 2.5 t/MWh Fluorescence technology should be used.

#### Disclaimer

Although all possible efforts have been made to ensure correctness and completeness of Information contained in this Service, KR, known as Korean Register of Shipping is not responsible for any errors or omissions made herein, nor held liable for any actions taken by any party as a result of information retrieved from our service.  
© KR. All rights reserved.



<b>Title</b>	RESOLUTIONs / MEPC Resolutions / 68th Session / Res.MEPC.259(68)
<b>Note</b>	Revokes Res.MEPC.184(59)

10.1.3.4 For a 15-minute period in any 12-hour period, the continuous PAH<sub>phe</sub> concentration limit may exceed the limit described above by up to 100%. This would allow for an abnormal start-up of the EGC unit.

#### 10.1.4 Turbidity/Suspended Particle Matter

10.1.4.1 The washwater turbidity should comply with the following requirements. The limit should be recorded in the ETM-A or ETM-B.

10.1.4.2 The washwater treatment system should be designed to minimize suspended particulate matter, including heavy metals and ash.

10.1.4.3 The maximum continuous turbidity in washwater should not be greater than 25 FNU (formazin nephelometric units) or 25 NTU (nephelometric turbidity units) or equivalent units, above the inlet water turbidity. However, during periods of high inlet turbidity, the precision of the measurement device and the time lapse between inlet measurement and outlet measurement are such that the use of a difference limit is unreliable. Therefore all turbidity difference readings should be a rolling average over a 15-minute period to a maximum of 25 FNU. For the purposes of this criteria the turbidity in the washwater should be measured downstream of the water treatment equipment but upstream of washwater dilution (or other reactant dosing) prior to discharge.

10.1.4.4 For a 15-minute period in any 12-hour period, the continuous turbidity discharge limit may be exceeded by 20%.


#### 10.1.5 Nitrates

10.1.5.1 The washwater treatment system should prevent the discharge of nitrates beyond that associated with a 12% removal of NO<sub>x</sub> from the exhaust, or beyond 60 mg/l normalized for washwater discharge rate of 45 tons/MWh whichever is greater.

10.1.5.2 At each renewal survey nitrate discharge data is to be available in respect of sample overboard discharge drawn from each EGC system with the previous three months prior to the survey. However, the Administration may require an additional sample to be drawn and analysed at their discretion. The nitrate discharge data and analysis certificate is to be retained on board the ship as part of the EGC Record Book and be available for inspection as required by port State control or other parties. Requirements in respect of sampling, storage, handling and analysis should be detailed in the ETM-A or ETM-B as applicable. To assure comparable nitrate discharge rate assessment, the sampling procedures should take into account paragraph 10.1.5.1, which specifies the need for washwater flow normalization. The test method for the analysis of nitrates should be according to standard seawater analysis as described in Grasshoff et al.

10.1.5.3 All systems should be tested for nitrates in the discharge water. If typical nitrate amounts are above 80% of the upper limit, it should be recorded in the ETM-A or ETM-B.

#### 10.1.6 Washwater additives and other substances

An assessment of the washwater is required for those EGC technologies which make use of chemicals, additives, preparations or create relevant chemicals in situ. The assessment could take into account relevant guidelines such as the Procedure for approval of ballast water management systems that make use of active substances (G9) ([resolution MEPC.169\(57\)](#)), and, if necessary, additional washwater discharge criteria should be established. (  Replaced by [MEPC 68/21/Add.a/Corr.2](#))

### 10.2 Washwater monitoring

10.2.1 pH, oil content (as measured by PAH levels), and turbidity should be continuously monitored and recorded as recommended in section 7 of these guidelines. The monitoring equipment should also meet the performance

#### Disclaimer

Although all possible efforts have been made to ensure correctness and completeness of Information contained in this Service, KR, known as Korean Register of Shipping is not responsible for any errors or omissions made herein, nor held liable for any actions taken by any party as a result of information retrieved from our service.

© KR. All rights reserved.





<b>Title</b>	RESOLUTIONs / MEPC Resolutions / 68th Session / Res.MEPC.259(68)
<b>Note</b>	Revokes Res.MEPC.184(59)

criteria described below:

## pH

10.2.2 The pH electrode and pH meter should have a resolution of 0.1 pH units and temperature compensation. The electrode should comply with the requirements defined in BS 2586 or of equivalent or better performance and the meter should meet or exceed BS EN ISO 60746-2:2003.

## PAH

10.2.3 The PAH monitoring equipment should be capable to monitor PAH in water in a range to at least twice the discharge concentration limit given in the table above. The equipment should be demonstrated to operate correctly and not deviate more than 5% in washwater with turbidity within the working range of the application.

10.2.4 For those applications discharging at lower flow rates and higher PAH concentrations, ultraviolet light monitoring technology or equivalent, should be used due to its reliable operating range.

## Turbidity

10.2.5 The turbidity monitoring equipment should meet requirements defined in ISO 7027:1999 or USEPA 180.1.

## 10.3 Washwater monitoring data recording

The data recording system should comply with the requirements of sections 7 and 8 and should continuously record pH, PAH and Turbidity as specified in the washwater criteria.

## 10.4 Washwater residue

10.4.1 Residues generated by the EGC unit should be delivered ashore to adequate reception facilities. Such residues should not be discharged to the sea or incinerated on board.

10.4.2 Each ship fitted with an EGC unit should record the storage and disposal of washwater residues in an EGC log, including the date, time and location of such storage and disposal. The EGC log may form a part of an existing log-book or electronic recording system as approved by the Administration.

# APPENDIX 1

## FORM OF SO<sub>x</sub> EMISSION COMPLIANCE CERTIFICATE



**NAME OF ADMINISTRATION**

**SO<sub>x</sub> EMISSION COMPLIANCE CERTIFICATE**

**CERTIFICATE OF UNIT APPROVAL FOR EXHAUST GAS CLEANING SYSTEMS**

Issued under the provisions of the Protocol of 1997, as amended by resolution MEPC.176(58) in 2008, to amend the International Convention for the Prevention of Pollution from Ships, 1973, as modified by the Protocol of 1978 related thereto under the authority of the Government of:

.....  
(full designation of the country)

by.....  
(full designation of the competent person or organization  
authorized under the provisions of the Convention)

### Disclaimer

Although all possible efforts have been made to ensure correctness and completeness of Information contained in this Service, KR, known as Korean Register of Shipping is not responsible for any errors or omissions made herein, nor held liable for any actions taken by any party as a result of information retrieved from our service.

© KR. All rights reserved.



<b>Title</b>	RESOLUTIONs / MEPC Resolutions / 68th Session / Res.MEPC.259(68)
<b>Note</b>	Revokes Res.MEPC.184(59)

This is to certify that the exhaust gas cleaning (EGC) unit listed below has been surveyed in accordance with the requirements of the specifications contained under Scheme A in the 2015 Guidelines for exhaust gas cleaning systems adopted by resolution MEPC.259(68).

This Certificate is valid only for the EGC unit referred to below:

Unit manufacturer	Model/ type	Serial number	EGC System Unit and Technical Manual approval number

A copy of this Certificate, together with the EGC System Technical Manual, shall be carried on board the ship fitted with this EGC System unit at all times.

This Certificate is valid for the life of the EGC System unit, subject to surveys in accordance with section 4.2 of the guidelines and regulation 5 of MARPOL Annex VI, installed in ships under the authority of this Government.

Issued at .....  
(place of issue of certificate)

dd/mm/yyyy

.....  
(date of issue)

.....  
(signature of duly authorized official issuing the certificate)

(Seal or Stamp of the authority, as appropriate)

## APPENDIX 2

### PROOF OF THE SO<sub>2</sub>/CO<sub>2</sub> RATIO METHOD

1 The SO<sub>2</sub>/CO<sub>2</sub> ratio method enables direct monitoring of exhaust gas emissions to verify compliance with emissions limits set out in table 1 in paragraph 1.3 of these guidelines. In the case of EGC systems that absorb CO<sub>2</sub> during the exhaust gas cleaning process it is necessary to measure the CO<sub>2</sub> prior to the cleaning process and use the CO<sub>2</sub> concentration before cleaning with the SO<sub>2</sub> concentration after cleaning. For conventional low alkali cleaning systems virtually no CO<sub>2</sub> is absorbed during exhaust gas cleaning and therefore monitoring of both gases can be undertaken after the cleaning process.

2 Correspondence between the SO<sub>2</sub>/CO<sub>2</sub> ratio can be determined by simple inspection of the respective carbon contents per unit mass of distillate and residual fuel. For this group of hydrocarbon fuels the carbon content as a percentage of mass remains closely similar, whereas the hydrogen content differs. Thus it can be concluded that for a given carbon consumption by combustion there will be a consumption of sulphur in proportion to the sulphur content of the fuel, or in other words a constant ratio between carbon and sulphur adjusted for the molecular weight of oxygen from combustion.

3 The first development of the SO<sub>2</sub>/CO<sub>2</sub> ratio considered its use to verify compliance with emissions from 1.5% sulphur fuel. The limit of 65 (ppm<sup>4</sup>%) SO<sub>2</sub>/CO<sub>2</sub> for 1.5% sulphur in fuel can be demonstrated by first calculating the mass ratio of fuel sulphur to fuel carbon, which is tabulated in table 1 in this appendix for various fuels and fuel sulphur contents; including 1.5% sulphur for both distillate and residual fuels. These ratios were used to solve for the corresponding SO<sub>2</sub> and CO<sub>2</sub> concentrations in exhaust, which are tabulated in table 2 of this appendix. Molecular weights (MW) were taken into account to convert mass fractions to mole fractions. For the 1.5% sulphur fuels in table 2, the amount of CO<sub>2</sub> is set first at 8% and then changed to 0.5% to show that there is no effect due to changes in excess air. As expected, the absolute SO<sub>2</sub> concentration changes, but the SO<sub>2</sub>/CO<sub>2</sub> ratio does not. This indicates that the SO<sub>2</sub>/CO<sub>2</sub> ratio is independent of fuel-to-air ratios. Therefore, SO<sub>2</sub>/CO<sub>2</sub> ratio can be used robustly at any point of operation, including operation where no brake power is produced.

<sup>4</sup> ppm means "parts per million". It is assumed that ppm is measured by gas analysers on a molar basis,

#### Disclaimer

Although all possible efforts have been made to ensure correctness and completeness of Information contained in this Service, KR, known as Korean Register of Shipping is not responsible for any errors or omissions made herein, nor held liable for any actions taken by any party as a result of information retrieved from our service.

© KR. All rights reserved.



<b>Title</b>	RESOLUTIONs / MEPC Resolutions / 68th Session / Res.MEPC.259(68)
<b>Note</b>	Revokes Res.MEPC.184(59)

assuming ideal gas behaviour. The technically correct units are actually micro-moles of substance per mole of total amount ( $\mu\text{mol/mol}$ ), but ppm is used in order to be consistent with units in the  $\text{NO}_x$  Technical Code.

3.1 Note that the  $\text{SO}_2/\text{CO}_2$  ratio varies slightly from distillate to residual fuel. This occurs because of the very different atomic hydrogen-to-carbon ratios (H:C) of the two fuels. Figure 1 illustrates the extent of the  $\text{SO}_2/\text{CO}_2$  ratios' sensitivity to H:C over a broad range of H:C and fuel sulphur concentrations. From Figure 1, it can be concluded that for fuel sulphur levels less than 3.0% sulphur, the difference in S/C ratios for distillate and residual fuel is less than 5.0%.

3.2 In the case of using non-petroleum fuel oils, the appropriate  $\text{SO}_2/\text{CO}_2$  ratio applicable to the values given in regulations 14.1 and/or 14.4 of MARPOL Annex VI will be subject to approval by the Administration.

**Table 1: Fuel properties for marine distillate and residual fuel\***

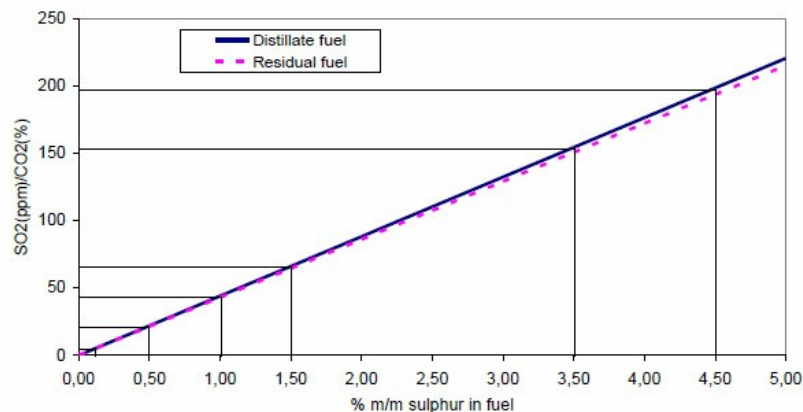
	Carbon	Hydrogen	Sulphur	Other	C	H	S	Fuel S/C	Exh $\text{SO}_2/\text{CO}_2$
<b>Fuel Type</b>	%(m/m)	%(m/m)	%(m/m)	%(m/m)	mol/kg	mol/kg	mol/kg	mol/mol	ppm/%(v/v)
Distillate	86.20	13.60	0.17	0.03	71.8333	136	0.0531	0.00074	7.39559
Residual	86.10	10.90	2.70	0.30	71.7500	109	0.8438	0.01176	117.5958
Distillate	85.05	13.42	1.50	0.03	70.8750	134.2	0.4688	0.006614	66.1376
Residual	87.17	11.03	1.50	0.30	72.6417	110.3	0.4688	0.006453	64.5291

\* Based on properties in the IMO  $\text{NO}_x$  Monitoring Guidelines, resolution MEPC.103(49).

**Table 2: Emissions calculations corresponding to 1.5 % fuel sulphur**

	$\text{CO}_2$	$\text{SO}_2$	Exh $\text{SO}_2/\text{CO}_2$	Exh S/C
	%	$\text{ppm}^4$	$\text{ppm}^4/\%$	m/m
Distillate 0.17% S	8	59.1	7.4	0.00197
Residual 2.70% S	8	939.7	117.5	0.03136
Distillate 1.5% S	8	528.5	66.1	0.01764
Residual 1.5% S	8	515.7	64.5	0.01721
Distillate 1.5% S	0.5	33.0	66.1	0.01764
Residual 1.5% S	0.5	32.2	64.5	0.01721

### $\text{SO}_2/\text{CO}_2$ ratio vs % sulphur in fuel



4 Correspondence between 65 ( $\text{ppm}^4/\%$ )  $\text{SO}_2/\text{CO}_2$  and 6.0 g/kWh is demonstrated by showing that their S/C

#### Disclaimer

Although all possible efforts have been made to ensure correctness and completeness of Information contained in this Service, KR, known as Korean Register of Shipping is not responsible for any errors or omissions made herein, nor held liable for any actions taken by any party as a result of information retrieved from our service.

© KR. All rights reserved.



<b>Title</b>	RESOLUTIONS / MEPC Resolutions / 68th Session / Res.MEPC.259(68)
<b>Note</b>	Revokes Res.MEPC.184(59)

ratios are similar. This requires the additional assumption of a brake-specified fuel consumption value of 200 g/kWh. This is an appropriate average for marine diesel engines. The calculation is as follows:

$$S/C_{fuel} = \frac{\text{brake-specific SO}_2 \times (MWS / MW_{SO_2})}{BSFC \times (\% \text{ carbon in fuel} / 100)}$$

brake-specific SO<sub>2</sub> = 6.0 g/kW-hr

MWS = 32.065 g/mol

MWSO<sub>2</sub> = 64.064 g/mol

BSFC = 200 g/kW-hr

% carbon in 1.5% sulphur fuel (from table 1) = 85.05% (distillate) or 87.17% (residual)

$$S/C_{residual\ fuel} = \frac{6.0 \times (32.065 / 64.064)}{200 \times (87.17\% / 100)} = 0.01723$$

$$S/C_{distillate\ fuel} = \frac{6.0 \times (32.065 / 64.064)}{200 \times (85.05\% / 100)} = 0.01765$$

Note 1: The S/C mass ratios calculated above, based on 6.0 g/kWh and 200 g/kWh BSFC, are both within 0.10% of the S/C mass ratios in the emissions table (Table 2). Therefore, 65 (ppm<sup>4</sup>%) SO<sub>2</sub>/CO<sub>2</sub> corresponds well to 6.0 g/kWh.

Note 2: The value of 6.0 g/kWh, hence the 200g/kWh brake-specified fuel consumption is taken from MARPOL Annex VI as adopted by the 1997 MARPOL Conference.

5 Thus, the working formulas are as follows:  Replaced by [MEPC 68/21/Add.a/Corr.2](#)

$$\text{For complete combustion} = \frac{SO_2 (\text{ppm}^*)}{CO_2 (\%*)} \leq 65$$

$$\text{For incomplete combustion} = \frac{SO_2 (\text{ppm}^*)}{CO_2 (\%*) + (CO(\text{ppm}^*)/10000) + (THC(\text{ppm}^*)/10000)} \leq 65$$

\* Note: gas concentrations must be sampled or converted to the same residual water content (e.g., fully wet, fully dry).

6 The following is the basis of using the (ppm<sup>4</sup>%) SO<sub>2</sub>/CO<sub>2</sub> as the limit for determining compliance with regulation 14.1 or 14.4 of MARPOL Annex VI:

- .1 This limit can be used to determine compliance from fuel oil burners that do not produce mechanical power.
- .2 This limit can be used to determine compliance at any power output, including idle.
- .3 This limit only requires two gas concentration measurements at one sampling location.
- .4 There is no need to measure any engine parameters such as engine speed, engine torque, engine exhaust flow, or engine fuel flow.
- .5 If both gas concentration measurements are made at the same residual water content in the sample (e.g.,

#### Disclaimer

Although all possible efforts have been made to ensure correctness and completeness of Information contained in this Service, KR, known as Korean Register of Shipping is not responsible for any errors or omissions made herein, nor held liable for any actions taken by any party as a result of information retrieved from our service.

© KR. All rights reserved.



<b>Title</b>	RESOLUTIONs / MEPC Resolutions / 68th Session / Res.MEPC.259(68)
<b>Note</b>	Revokes Res.MEPC.184(59)

fully wet, fully dry), no dry-to-wet conversion factors are required in the calculation.

.6 This limit completely decouples the thermal efficiency of the fuel oil combustion unit from the EGC unit.

.7 No fuel properties need to be known.

.8 Because only two measurements are made at a single location, transient engine or EGCS unit effects can be minimized by aligning signals from just these two analysers. (Note that the most appropriate points to align are the points where each analyser responds to a step change in emissions at the sample probe by 50% of the steady-state value.)

.9 This limit is independent of the amount of exhaust gas dilution. Dilution may occur due to evaporation of water in an EGC unit, and as part of an exhaust sampler's preconditioning system.

## APPENDIX 3

### WASHWATER DATA COLLECTION

1 The washwater discharge criteria are intended to act as initial guidance for implementing EGC system designs. The criteria should be revised in the future as more data becomes available on the contents of the discharge and its effects, taking into account any advice given by GESAMP.

2 Administrations should therefore provide for collection of relevant data. To this end, shipowners in conjunction with the EGC manufacturer are requested to sample and analyse samples of:

- inlet water (for background);
- water after the scrubber (but before any treatment system); and
- discharge water.

3 This sampling could be made during approval testing or shortly after commissioning and at about twelve-month intervals for a period of two years of operation (minimum of three samples). Sampling guidance and analysis should be undertaken by laboratories using EPA or ISO test procedures for the following parameters:

- pH
- PAH and oil (detailed GC-MS analysis)
- Nitrate
- Nitrite
- Cd
- Cu
- Ni
- Pb
- Zn

#### Disclaimer

Although all possible efforts have been made to ensure correctness and completeness of Information contained in this Service, KR, known as Korean Register of Shipping is not responsible for any errors or omissions made herein, nor held liable for any actions taken by any party as a result of information retrieved from our service.

© KR. All rights reserved.



<b>Title</b>	RESOLUTIONs / MEPC Resolutions / 68th Session / Res.MEPC.259(68)
<b>Note</b>	Revokes Res.MEPC.184(59)

- As
- Cr
- V

4 The extent of laboratory testing may be varied or enhanced in the light of developing knowledge.

5 When submitting sample data to the Administration, information should also be included on washwater discharge flow rates, dilution of discharge, if applicable, and engine power should be included as well as specifications of the fuel used from the bunker delivery note as a minimum.

6 It is recommended that the ship that has provided this information to the satisfaction of the Administration should be granted a waiver for compliance of the existing installation(s) to possible future stricter washwater discharge standards. The Administration should forward information submitted on this issue to the Organization for dissemination by the appropriate mechanisms.

\*\*\*

KOREAN REGISTER

---

#### Disclaimer

Although all possible efforts have been made to ensure correctness and completeness of Information contained in this Service, KR, known as Korean Register of Shipping is not responsible for any errors or omissions made herein, nor held liable for any actions taken by any party as a result of information retrieved from our service.

© KR. All rights reserved.

