ABBREVIATIONS

ABL ____ ABOVE BASELINE
AB ____ ABLE-BODIED
ACCOM ____ ACCOMODATION(S)
ASST ____ ASSISTANT
BAGG ____ BAGGAGE
BATT ____ BATTERY
BHD ____ BULKHEAD
BLST ____ BALLAST
CAPY ____ CAPACITY
CGL ____ CLEANING GEAR LKR
CL ____ CENTERLINE
CLN ____ CLEAN
CO2 ____ CARBON DIOXIDE
COFF ____ COFFERDAM
COMPT ____ COMPARTMENT
CONT ____ CONTROL
CT ____ CONSTANT TENSION
CTR ____ CENTER
CVR ____ COVER
DB ____ DOUBLE BOTTOM
DEU ____ DECK ENGINE UTILITY
DIST ____ DISTILLED
DK ____ DECK
DN ____ DOWN
DO ____ DIESEL OIL
DSL ____ DIESEL
DWL ____ DESIGN WATERLINE
EGL ____ EMERGENCY GEAR LOCKER
ELECT ____ ELECTRICIAN
ELECTR ____ ELECTRICAL
ELEV ____ ELEVATOR
EMERG ____ EMERGENCY
ENG ____ ENGINE
ENGR ____ ENGINEER
EQUIP ____ EQUIPMENT
ER ____ ENGINE ROOM
FMH ____ FLUSH MANHOLE
FO ____ FUEL OIL
FOT ____ FUEL OIL TANK
FR ____ FRAME
FWB ____ FRESH WATER BALLAST
FWT ____ FRESH WATER TANK
GEN ____ GENERATOR
GENL ____ GENERAL
GRAV ____ GRAVITY
GSU ____ GENERAL SERVICE UTILITY
HWT ____ HINGED WATERTIGHT
IWO ____ IN WAY OF
LIN ____ LINEN
LKR ____ LOCKER
LO ____ LUBE OIL
LVL ____ LEVEL
LWR ____ LOWER
MACHY ____ MACHINERY
MED ____ MEDICAL
MH ____ MANHOLE
MISC ____ MISCELLANEOUS
NAV ____ NAVIGATING
NT ____ NON-TIGHT
NTD ____ NON-TIGHT DOOR
OFCR ____ OFFICER
OMU ____ OILER MACHINERY UTILITY
OPNG ____ OPENING
OSL ____ OIL SKIN LKR
P/S ____ PORT & STBD
PASS ____ PASSAGE
PLATF ____ PLATFORM
PLEN ____ PLENUM
POT ____ POTABLE
PWR ____ POWER
RHWT ____ RAISED HINGED WATERTIGHT
RM ____ ROOM
RMH ____ RAISED MANHOLE
RWT ____ RAISED WATERTIGHT
S/R ____ STATEROOM
SCBA ____ SELF-CONTAINED BREATHING APPARATUS
SETTL ____ SETTLING
SMN ____ SEAMAN
STOR ____ STORAGE
STWD ____ STEWARD
SWB ____ SALT WATER BALLAST
SYS ____ SYSTEM
T/S ____ TOILET & SHOWER
TK ____ TANK
TOIL ____ TOILET
V ____ VENT
VENTLN ____ VENTILATION
VL ____ VERTICAL LADDER
W/ ____ WITH
WT ____ WATERTIGHT
WTD ____ WATERTIGHT DOOR
WTR ____ WATER

ACCOMMODATIONS

DECK	16
ENGINE	11
STEWARD	8
OWNER	2
TREATMENT ROOM	(1)
TOTAL	37

PRINCIPAL CHARACTERISTICS

LENGTH OVERALL	790'-9"
LENGTH BETWEEN PERPENDICULARS	733'-9"
BREADTH (MOLDED)	92'-0"
BREADTH (MAX OVER MAIN DECK)	105'-0"
DEPTH (MOLDED) TO MAIN DECK AT SIDE	60'-1 5/8"
SUMMER LOAD LINE (MOLDED)	30'-1 5/16"
SUMMER LOAD LINE (MAX OVER KEEL)	30'-2 3/8"

GENERAL NOTES

1. THIS DRAWING'S INFORMATION IS TAKEN DIRECTLY AND IN ITS ENTIRETY FROM REFERENCE 1, AND MODIFIED TO SUIT A VESSEL EQUIPMENT CHECK IN DECEMBER OF 2005 AT ATLANTIC MARINE SHIPYARD IN MOBILE, AL. THE SHIP AT THAT TIME WAS UNDERGOING MAJOR REFIT TO REMOVE THE SPAR DECK (UPPER DECK LEVEL) AND TO CONVERT THE ENTIRE MAIN DECK FOR DEDICATED CONTAINER STOWAGE. ACCOMODATION WAS ALSO ADDED. THE DAMAGE STABILITY ANALYSIS CONTINUES TO BE ON THE SECOND, THIRD AND TANK TOP DECKS. THIS ARRANGEMENT DRAWING NOW REPLACES AND SUPERSEDES REFERENCE 1.

GENERAL INFORMATION

BUILDER	SUN SHIP (JAN 1975), HULL 670
OFFICIAL No.	561732
IMO No.	7356351
ABS#	7500286
CLASS NOTIFICATION	ABS, ✠A1, Vehicle Carrier, (E), ✠AMS
FLAG	UNITED STATES of AMERICA
PORT OF REGISTRATION	SAN JUAN, PR
CALL SIGN	WFJK

DRAWING SHEET INDEX

SHEET 1 ___ INBOARD PROFILE & GENERAL INFORMATION
SHEET 2 ___ MAIN DECK & SUPERSTRUCTURE DECKS
SHEET 3 ___ SECOND & THIRD DECKS
SHEET 4 ___ INNERBOTTOM & TANK TOP

No.	REVISIONS	BY/APPD
-	-	

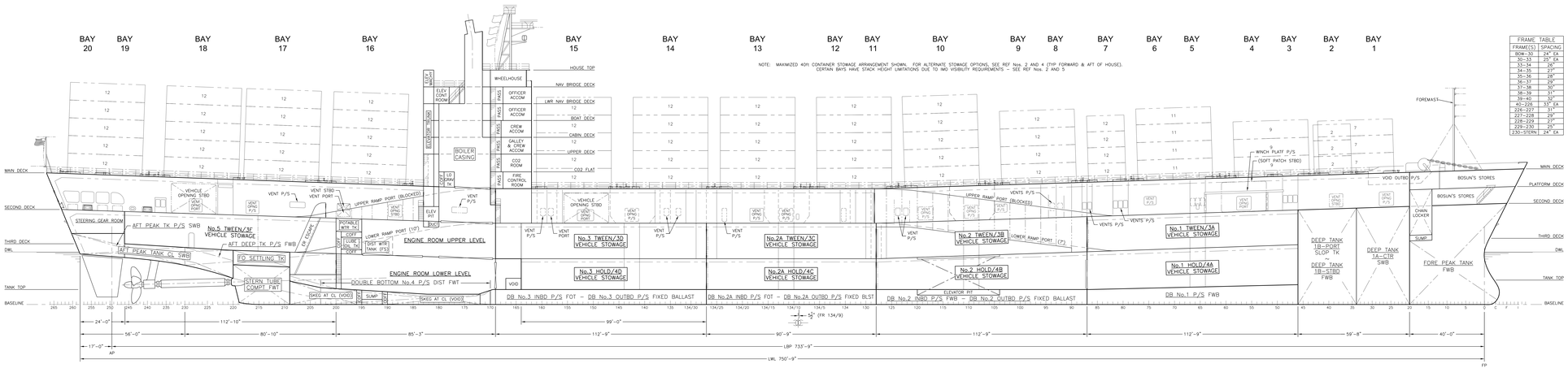

INBOARD PROFILE

FRAME TABLE	
FRAME(S)	SPACING
8DB–32	24" EA
33–33	25" EA
33–34	29"
34–35	28"
35–36	28"
36–37	29"
37–38	30"
38–39	31"
39–40	32"
40–226	33" EA
226–227	31"
227–228	29"
228–229	27"
229–230	25"
230–STERN	24" EA

No.	REFERENCES	DWG No.
1	"NORTHERN LIGHTS" GENERAL ARRANGEMENT	1252–700–101
2	"EL FARO" CAPACITY PLAN	SSL-670-100-027
3	"EL FARO" FIRE CONTROL & SAFETY PLAN	SSL-670-100-090
4	"EL FARO" CARGO SECURING MANUAL, REV 0	E-03-1.136 SS
5	"EL FARO" TRIM & STABILITY BOOKLET, REV D	1252–700–602

HERBERT ENGINEERING CORP.
ALAMEDA, CA ANNAPOLIS, MD LONDON SHANGHAI

DRWN: MDS	DATE: 24 APR 2006	SCALE: 1/16"=1'–0"	
CHKD: EVR	APPD: EVR	ADAPTE: 05J1026	
HEC PROJECT FILE: 2005–31		PLOTSCALE: 1:1 (24x70)	
ABS APPROVAL:			
USCG APPROVAL:			

SEA STAR LINE, LLC
8710 LONGSHORE WAY
JACKSONVILLE, FL 32226

S/S EL FARO
(EX. NORTHERN LIGHTS)

GENERAL ARRANGEMENT

APPD FOR SSL: –	DATE: –	SSL FILE: –
DWG No. SSL-670-100-026	SHT 1 OF 4	REV. –


CO2 FLAT
UPPER DECK
CABIN DECK
BOAT DECK
LOWER NAV BRIDGE DECK
NAV BRIDGE DECK
TOP OF WHEELHOUSE
METERS
FEET
MAIN DECK
NOTE: MAXIMIZED 40ft CONTAINER STOWAGE ARRANGEMENT SHOWN. FOR ALTERNATE STOWAGE OPTIONS, SEE REF Nos. 3 AND 5 (TYP FORWARD & AFT OF HOUSE).
SEA STAR LINE, LLC
8710 LONGSHORE WAY
JACKSONVILLE, FL 32226
S/S EL FARO
(EX: NORTHERN LIGHTS)
GENERAL ARRANGEMENT
DWG No. SSL-670-100-026
SHT 2 OF 4
REV. -

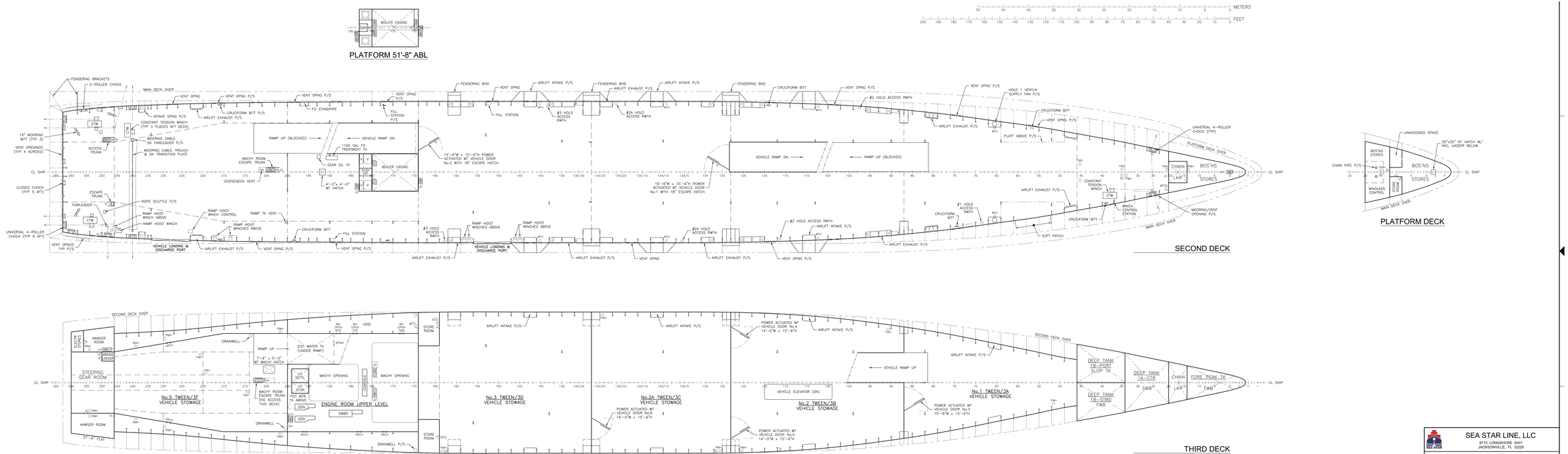
PLATFORM 51'-8" ABL
SECOND DECK
PLATFORM DECK
THIRD DECK
SEA STAR LINE, LLC
8710 LONGSHORE WAY
JACKSONVILLE, FL 32226
S/S EL FARO
(EX: NORTHERN LIGHTS)
GENERAL ARRANGEMENT
DWG No. SSL-670-100-026
SHT 3 OF 4
REV. *

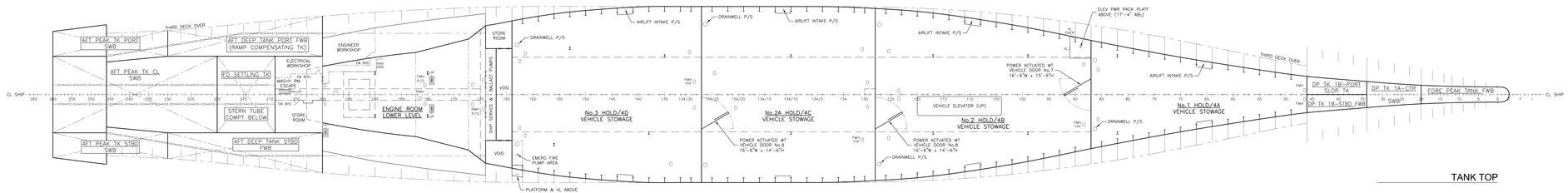

TANK TOP

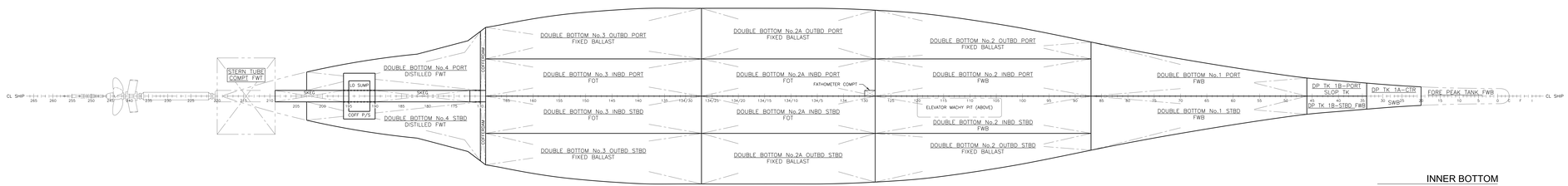

INNER BOTTOM

SEA STAR LINE, LLC
8710 LONGSHORE WAY
JACKSONVILLE, FL 32226

S/S EL FARO
(EX: NORTHERN LIGHTS)

GENERAL ARRANGEMENT

DWG No.	SHT	OF	REV
SSL-670-100-026	4	4	-

MSI-EXHIBIT-007
PAGE-4