

MISLE Commercial Fishing Vessel Dockside Examination User Guide

Version 01-2003

District Seven Change 1



**Commandant G-MOC-3
Fishing Vessel Safety
202-267-0315**

Change 1 to **Version 01-2003** of the **MISLE Commercial Fishing Vessel Dockside Examination User Guide** was developed by CCGD SEVEN (mc-2) and is validated for use by CFV Examiners only.

This document was not developed with COMDT (G-MOC) approval.

Grey highlighted text = D7 Change 1

Questions or comments should be directed to:

Commander (mc-2)
Seventh Coast Guard District
909 SE 1st Ave
Room 808
Miami FL 33131-3050

ATTN: MR. Larry Yarbrough

(306) 414 6868
LYarbrough@d7.uscg.mil

VESSEL SEARCH	5
SEARCHING ACTIVITIES	7
CREATING A NEW FISHING VESSEL ACTIVITY	9
DOCUMENTING A FISHING VESSEL EXAM	13
ENTERING A LOCATION	15
ENTERING VESSEL'S SERVICE	18
ENTERING LIFESAVING INFORMATION	20
ENTERING FISHING VESSEL ROUTE	22
ENTERING FISHING VESSEL DEFICIENCIES	24
ENTERING EXAMINATION NARRATIVES	30
Examination – Decal Issued	31
Examination with Deficiencies/ No Decal Issued	31
ENTERING VESSEL DECAL INFORMATION	32
TRANSFERRING OWNERSHIP AND CONTROL	35
DOCUMENTING FOLLOW-UP EXAMINATIONS	36
CREATING A VESSEL PARTY OR ORGANIZATION	37
ADD A PARTY ASSOCIATION	40
ADD A PARTY TO AN ACTIVITY DETAIL	43
CREATE A NEW VESSEL	45
ENTERING ACTIVITY CHANGE OF STATUS	49

ENTERING SPECIAL NOTES	50
ENTERING GROUP OR CLASS NOTES	52
ENTERING OPERATIONAL CONTROLS	56
REMOVE OPERATIONAL CONTROL	60

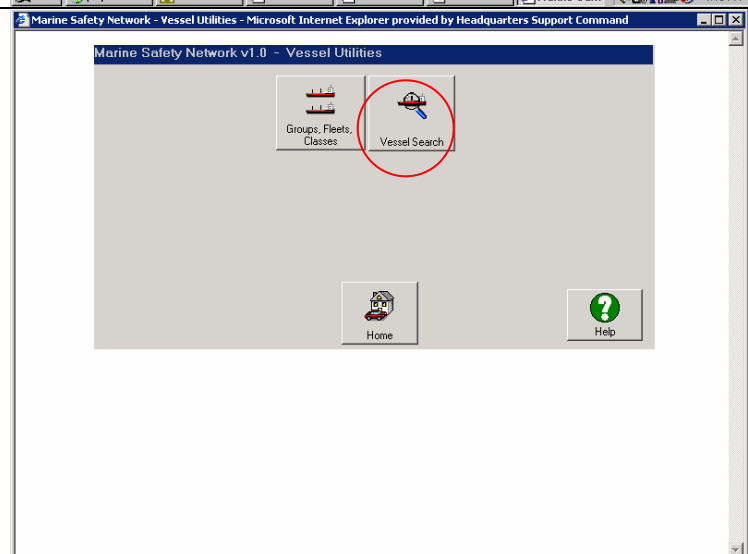
VESSEL SEARCH



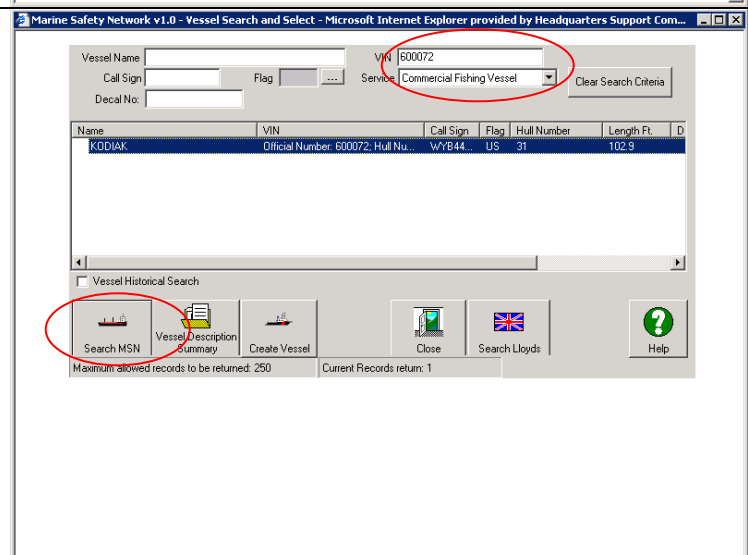
This is the Main Menu page. It allows you to access the various products sets in MISLE.

The first thing you need to do is find your vessel. The easiest way to do this is by searching using the Vessels Identification Number (VIN)

Click on the **Vessels** button



Click on the **Vessel Search** button

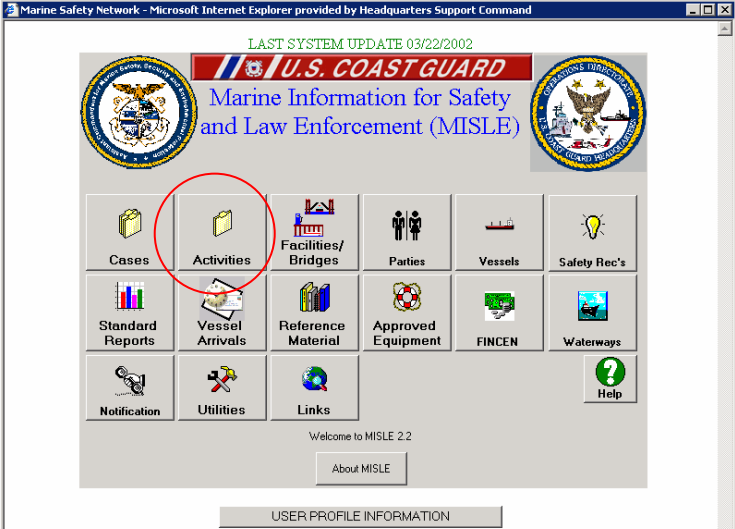
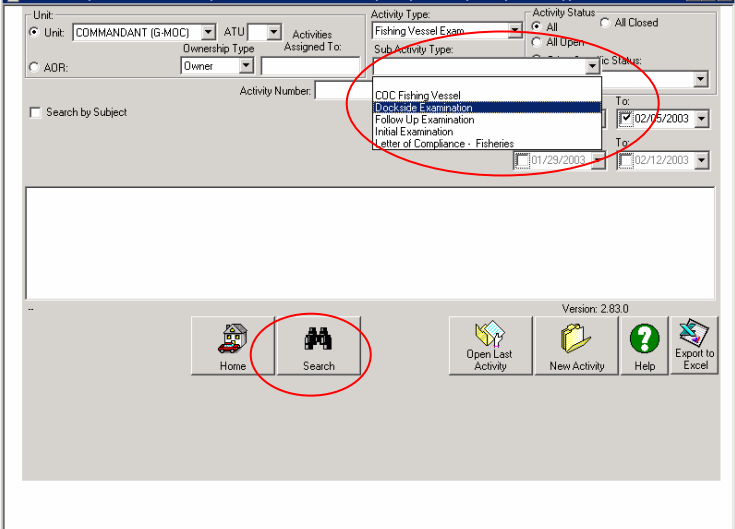


You can search MISLE by vessel name or VIN. If you enter a name, MISLE will default to a name search, so it is better to search using the VIN. For state registered vessels, search using a *wild card* (%) between the state letters and the numbers followed by a *wild card* (%) and the remaining letters. This will find a vessel that was entered with and different VIN format. An example of the most common formats used in entering vessels numbers seem to be: **ME6207C** (no spaces

between prefix, number and suffix); ME-6207-C (hyphen used: prefix-number-suffix); ME 6207 C (spaces used: prefix number suffix). A search string of ME%6207%C will locate any or all of these records. If the vessel is not in the MISLE, then enter it using the **no spaces format**.

For documented vessels, just enter the documentation number (VIN) with no prefix. Once a VIN is entered, click Search MISLE to see the results. **All documented vessels are in MISLE and can be located by their Official Number (VIN).**

You should arrive at the Vessel Description Summary screen form where you can begin to look for or enter information.

<p style="text-align: center;">SEARCHING ACTIVITIES</p> 	<p>Click on the Activities button</p>
	<p>Click on the Activity Type drop down menu and select Fishing Vessel Exam.</p> <p>In the Sub-Activity Type, select the most appropriate choice from the pick list.</p> <p>Verify the date range then click on the Search button.</p> <p>In this activity you can utilize several other features on the screen to narrow your results. You can search unit activities and case status using date ranges. If you do not select an Activity and Sub-Activity type you will receive all activities for that unit.</p>

Unit: COMMANDANT (G-MOC) ATU: Activities: Fishing Vessel Exam Activity Status: All

Ownership Type: Owner Assigned To: Sub Activity Type: Dockside Examination

Activity Number: Clear Search

Start Date From: 02/05/2000 To: 02/05/2003

Prompt Date From: 01/23/2003 To: 02/12/2003

Activity	Status	Owner	Init	Subject/Party Name	VIN/FIN	Start Date	Prompt Date	Activity Type
1478486	Closed - Approved Insp...	G-MOC		MICKEY'S HIDEAWAY	CG953934	2002/02/28		Fishing Vessel Ex
1478225	Open - In Progress	G-MOC		LYNDIE J	550675	2002/06/05		Fishing Vessel Ex
1480363	Closed - Agency Action	G-MOC		KODIAK	800072	2002/08/13		Fishing Vessel Ex
1480569	Open - In Progress	G-MOC	Frost	KODIAK	800072	2002/10/17		Fishing Vessel Ex

Found 4 Records

Version: 2.83.0

Home Search **Open Activity** Open Last Activity New Activity Help Export to Excel

Once you get a list of Activities you will need to review the pertinent information to determine what Activity is the one you are interested in.

In some cases you can double click on the Activity line to open the Activity. If that does not work you will need to select **Open Activity**.

If you already know the Activity number you can open the case by entering the Activity Number in the **Activity Number** box and then selecting **Open Activity**.

Activity Type: Fishing Vessel Exam Activity Status: Open - In Progress

Activity No: 1480569 Status Date: 10/17/2002 Originating Unit: G-MOC

Activity Title/Description: Activity Owner: G-MOC

Activity Start Date/Time: 10/17/2002 13:39 Prompt Date: Controlling Unit: G-MOC

Team Lead: Frost, Kevin P. Subject: KODIAK ID: 600072

Case No: Not Attached to a Case POC:

Operational Controls Class/Group Membership Vessel Details Parties Documentation/Certificates Special Notes Activity Log Team Members

Use of Force

Refer to Enforcement

Print Summary

Inspections Locations **Summary** Narrative

Violations/Deficiencies

Corrected:	0
Outstanding:	2
Unavailable:	0
Total:	2

Findings:

Actions Taken:

Operational Control - Removed (2)

Documents

FISHING VESSEL DECAL

Activity Finder

Save Changes

Home

The Activity details screen should open and if you select the **Summary** tab you can quickly scan for open deficiencies, valid documents/decals and open/past operational controls.

CREATING A NEW FISHING VESSEL ACTIVITY

Marine Safety Network v1.0 - Activity Search - Microsoft Internet Explorer provided by Headquarters Support Command

Unit: **COMMANDANT (G-MDC)** ATU: **Owner** Activities Assigned To: **Owner**

Activity Type: **Fishing Vessel Exam** Activity Status: **All Closed**

Sub Activity Type: **Dockside Examination** Other Specific Status: **Open - Suspended**

Start Date From: **02/05/2000** To: **02/05/2003**

Prompt Date From: **01/29/2003** To: **02/12/2003**

Activity Number: Clear Search

☐ Search by Subject

Home Search Open Last Activity **New Activity** Help Export to Excel

Click on the **Activity Type** drop down menu and select Fishing Vessel Exam.

In the **Sub-Activity Type**, select the most appropriate choice from the pick list.

Click on the **New Activity** button.

Marine Safety Network - Create New Activity - Microsoft Internet Explorer provided by U.S. Coast Guard

MSN - Version 1 Create New Activity

Vessel Inspection Facility Inspection Vessel Boarding Investigation Impose Vessel Operational Control

Fishing Vessel Exam Platform Inspection Vessel Sighting Enforcement Activity Impose Facility Operational Control

Towing Vessel Exam Cargo Transfer Monitor Resource Sortie Incident Management Impose Waterway Operational Control

Cargo/Container Inspection Import Activities Home Help

At the Create New Activity screen click on the **Fishing Vessel Exam** button.

Marine Safety Network - Create New Activity - Microsoft Internet Explorer provided by Headquarters Support Command

MSN - Version 1 Create New Activity

Vessel Inspection **Fishing Vessel Exam** Towing Vessel Exam

Team Lead: **Frost, Kevin P.**

Activity Start Date/Time: **02/05/2003 15:08** (GMT)

Unit: **COMMANDANT (G-MDC)**

Status: **Open - In Progress**

Select Fishing Vessel Cancel

Impose Vessel Operational Control Impose Facility Operational Control Impose Waterway Operational Control Home Help

The Select Fishing Vessel screen will open

Click the **Select Fishing Vessel** button

MSN - Version 1 Create New Activity

Marine Safety Network - Vessel Search and Select -- Web Page Dialog

Vessel Name: _____ VIN: ME6702C

Call Sign: _____ Flag: _____ Service: Commercial Fishing Vessel

Decal No: _____ Clear Search Criteria

☒ Vessel Historical Search

Search MISLE Close Search Lloyds Help

Ready Current Records return: 0

http://msnweb01.osc.uscg.mil/msndev/MSN_Vessel_Search.asp?Child=18&MultiSelect=0 Local intranet

You can search MISLE by vessel name or VIN. If you enter a name, MISLE will default to a name search, so it is better to search using the VIN. For state registered vessels, search using a *wild card* (%) between the state letters and the numbers followed by a *wild card* (%) and the remaining letters. This will find a vessel that was entered with and different VIN format. An example of the most common formats used in entering vessels numbers seem to be: **ME6207C** (no spaces between prefix, number and suffix); ME-6207-C (hyphen used: prefix-number-suffix); ME 6207 C (spaces used: prefix number suffix). A search string of ME%6207%C will locate any or all of these records. If the vessel is not in the MISLE, then enter it using the **no spaces format**.

MSN - Version 1 Create New Activity

Marine Safety Network - Vessel Search and Select -- Web Page Dialog

Vessel Name: _____ VIN: 600072

Call Sign: _____ Flag: _____ Service: Commercial Fishing Vessel

Decal No: _____ Clear Search Criteria

☒ Vessel Historical Search

Search MISLE Close Search Lloyds Help

Ready Current Records return: 0

http://msnweb01.osc.uscg.mil/msndev/MSN_Vessel_Search.asp?Child=18&MultiSelect=0 Local intranet

For documented vessels, just enter the documentation number (VIN) with no prefix. Once a VIN is entered, click Search MISLE to see the results. **All documented vessels are in MISLE and can be located by their Official Number (VIN).**

MSN - Version 1 Create New Activity

Marine Safety Network - Vessel Search and Select - Web Page Dialog

Vessel Name: PAT'S GIRL VIN: 1092235

Call Sign: Flag: Service: MD5320010499

Decal No:

Name: PAT'S GIRL VIN: 1092235 Call Sign: Flag: Hull Number: MD5320010499 Length Ft: 32

Official Number: 1092235 Hull Number: MD5320010499

Vessel Historical Search

Search MSN Vessel Description Summary Create Vessel **Use Vessel** Close Search Lloyds Help

Maximum allowed records to be returned: 250 Current Records returned: 1

http://misle.osc.uscg.mil/msnweb/MSN_Vessel_Search.asp?Unit=1&MultiSelect=0 Local intranet

MISLE will give you a list of vessels if you use the name search and you can then select your vessel by clicking on the **Use Vessel** button. If after searching MISLE you can't find the vessel you are looking for you will need to create the vessel and most likely the party. See the section on creating a vessel and party.

MSN - Version 1 Create New Activity

Vessel Inspection Fishing Vessel Exam Towing Vessel Exam

Team Lead: HEGGERS, Am M.

Activity Start Date/Time: 10/17/2002 07:51 (GMT)

Unit: MSO PORTLAND MAINE

Status: Open - In Progress

Select Fishing Vessel PAT'S GIRL

Continue Creating Activity Cancel

Impose Vessel Operational Control Impose Facility Operational Control Impose Waterway Operational Control

Home Help

If you selected the **Use Vessel** button, you will be brought back to this screen where you will need to click on the **Continue Creating Activity** button.

Activity Type: Fishing Vessel Exam Activity Status: Open - In Progress

Activity No: 2030709 Status Date: 01/21/2005 Originating Unit: D07 M

Activity Title/Description: ALIX - Welby - Post Termination Activity Owner: D07 M

Activity Start Date/Time: 01/21/2005 09:19 Prompt Date: 02/21/2005 Controlling Unit: D07 M

Team Lead: Yarbrough, Larry T. Subject: MISS OLIVIA ID: 589612

Case No: Not Attached to a Case POC: John Smith - 555 444 3322

Transfer Activity Change Vessel Change Status

Operational Controls Class/Group Membership Vessel Details Parties Documentation/Certificates Special Notes Activity Log Team Members

Use of Force Inspections Locations Summary Narrative

Violations/Deficiencies Findings: Actions Taken:

Corrected: 0 Outstanding: 0 Unavailable: 0 Total: 0

Documents: Fishing Vessel Decal

Refer to Enforcement Print Summary Save Changes Home Help

Main Activity Screen. Note: that MISLE has now assigned an Activity number so you can track this exam

In the **Activity Title Description** enter a brief description of the activity you are performing. First list the status of who does the exam.

AD = Activity duty mil or civ
RS = Reserve
AUX = Auxiliary
TB = Tribal Examiners
3P = Third Party Examiner

This is followed by the last name of the examiner. Then any information the examiner or unit finds useful.

	<p>Currently this is the only place to indicate a Post Termination Exam.</p> <p>Team Lead: Should be the person leading the exam. This has to be someone in the system that is at the same unit that originates the Activity.</p> <p>In the POC box enter the point of contact for the vessel and a good contact phone number.</p> <p>Prompt Date: Here you can enter the date you wish to re-visit the activity. 30 days is typical for a fishing vessel.</p>
--	---

DOCUMENTING A FISHING VESSEL EXAM

Marine Safety Network v1.0 - Activity Detail - Microsoft Internet Explorer provided by HSC (t-1a)

Activity Type: **Fishing Vessel Exam** Activity Status: **Open - In Progress**

Activity No: 1480569 Status Date: 10/17/2002 Originating Unit: G-MDC

Activity Title/Description: Activity Owner: G-MDC

Activity Start Date/Time: 10/17/2002 13:39 Prompt Date: Controlling Unit: G-MDC

Team Lead: Subject: **KODIAK** ID: 600072

Case No: Not Attached to a Case POC:

Operational Controls Class/Group Membership Vessel Details Parties Documentation/Certificates Special Notes Activity Log Team Members

Inspections Locations Summary Narrative

Inspections Conducted

Inspection Type	Unit	Date

Print Deficiency Letter Inspection Results

Generate Certificates Add Modify Delete Paid in Full?

Activity Finder Save Changes Home ?

Select the **Inspections** tab and click on the **Add** button.

Marine Safety Network v1.0 - Activity Detail - Microsoft Internet Explorer provided by U.S. Coast Guard

Activity Type: **Fishing Vessel Exam** Activity Status: **Open - In Progress**

Activity No: 1708728 Status Date: 10/17/2002 Originating Unit: POMMS

Activity Title/Description: FA VDE Conducted Decal Issued Activity Owner: POMMS

Activity Start Date/Time: 10/17/2002 07:51 Prompt Date: Controlling Unit: POMMS

Team Lead: HEGGERS, Am M. Subject: **PAT'S GIRL** ID: 1092235

Case No: Not Attached to a Case

Operational Controls Class/Group Membership Vessel Details Parties Documentation/Certificates Special Notes Activity Log Team Members

Inspections Locations Summary Narrative

Inspections Conducted

Inspection Type	Unit	Date

Print Deficiency Letter Inspection Results

Generate Certificates Add Modify Delete Paid in Full?

Activity Finder Save Changes Home ?

Add Inspection to Current Activity

Activity: Fishing Vessel Exam

Inspection Type: **COC Fishing Vessel**

Date Performed: Dockside Examination

Unit: Follow Up Examination

Initial Examination

Letter of Compliance - Fisheries

Continue Add Cancel

At the pop-up window you will select the **Inspection Type**:

Dockside Exam: Typical voluntary dockside examination. Use when none of the below fit.

COC Fishing Vessel: Certificate of Compliance examination required by 46 CFR 28.890 and conducted by a Classification Society.

Follow Up Exam: A follow up to an exam that was already conducted and you are clearing deficiencies etc.

Initial Examination: First dockside exam for initial issuance of a decal (valid for two years) or the first dockside exam for reissuance of an expiring/expired decal (it has been two years since the previous decal was issued).

Letter of Compliance – Fisheries: 46 CFR Part 105

inspections for carriage of petroleum products as a secondary cargo.

Safety Check: Interaction with a vessel, checking only some of the safety equipment, or providing safety training and information to the Operator and crew.

Fix-it Examination: First exam of a CFV to clear at-sea boarding citations, conduct post-termination exams, clear citations listed in COTP Orders.

Select **Continue Add:**

Marine Safety Network v1.0 - Activity Detail - Microsoft Internet Explorer provided by HSC (t-1a)

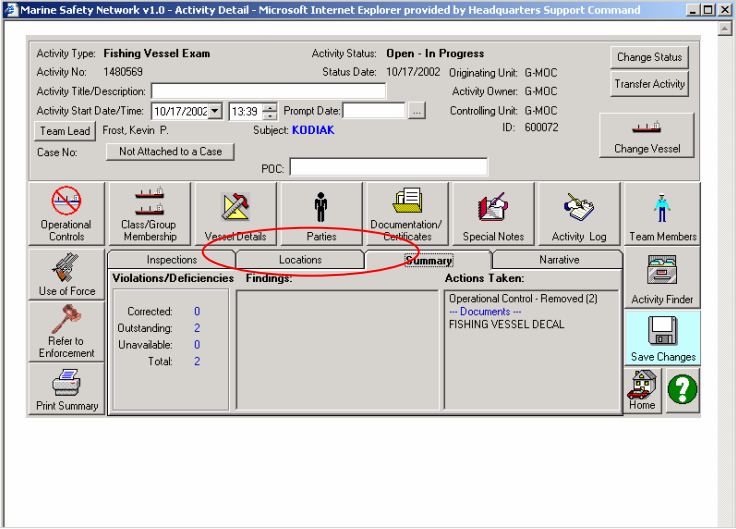
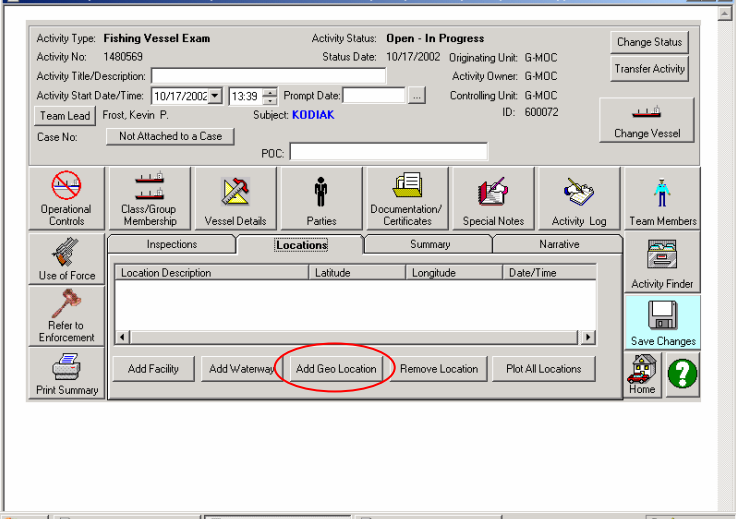
Activity Type: **Fishing Vessel Exam** Activity Status: **Open - In Progress** Change Status
 Activity No: 1480569 Status Date: 10/17/2002 Originating Unit: G-MOC Transfer Activity
 Activity Title/Description: Prompt Date: Activity Owner: G-MOC
 Activity Start Date/Time: 10/17/2002 13:39 Controlling Unit: G-MOC ID: 600072
 Team Lead Subject: **KODIAK** Change Vessel
 Case No: Not Attached to a Case POC:

Operational Controls Class/Group Membership Vessel Details Parties Documentation/Certificates Special Notes Activity Log Team Members

Use of Force Inspections Locations Summary Narrative Activity Finder
 Refer to Enforcement Inspections Conducted Inspection Type Unit Date Print Deficiency Letter
 Generate Certificates Dockside Examination G-MOC 10/17/20... Inspection Results
 Print Summary Add Modify Delete Paid in Full? Save Changes Home ?

4. Verify your selection is now listed in the **Inspection Type** box

ENTERING A LOCATION

	<p>At the Activity Detail screen select the Location tab.</p>
	<p>Select Add Geo Location.</p>

If you do not have a Lat/Long just enter a physical description in the **Description/Notes** line.

Lat/Long is preferred, as MISLE GIS will soon allow us to map our activity locations.

Marine Safety Network v1.0 - Activity Detail - Microsoft Internet Explorer provided by Headquarters Support Command

Activity Type: **Fishing Vessel Exam** Activity Status: **Open - In Progress**

Activity No: 1480569 Status Date: 10/17/2002 Originating Unit: G-MOC

Activity Title/Description: Prompt Date: Activity Owner: G-MOC

Activity Start Date/Time: 10/17/2002 13:39 Prompt Date: Controlling Unit: G-MOC

Team Lead: Frost, Kevin P. Subject: **KODIAK** ID: 600072

Case No: Not Attached to a Case POC: Change Vessel

Operational Controls Vessel Details Parties Documentation/Certificates Special Notes Activity Log Team Members

Use of Force Refer to Enforcement Print Summary

Inspections **Locations** Summary Narrative

Location Description	Latitude	Longitude	Date/Time
<input type="text"/>			

Activity Finder Save Changes Home ?

You can also add a geographic location by selecting a waterway. This does not always work because not all waterways are in the database. You can create waterways but it is time consuming. A lat/Long is best.

To add a waterway segment.
Select **Add waterway**

Marine Safety Network v1.0 - Activity Detail - Microsoft Internet Explorer provided by Headquarters Support Command

Marine Safety Network - Waterway Segments Selector - Web Page Dialog

Name - Local Name -

Waterway Segment Name ACDE Code

Local Name City

COTP Zone JUNMS State

Name	Local Name	Description
BEHN CANAL		BEHN CANAL, AK
BOCA DE CUADRA HARBOR		BOCA DE CUADRA, AK
BRADFIELD CANAL		BRADFIELD CANAL, AK
BUCARELLI BAY	MM 106-126	CRING HARBOR, AK
BUCARELLI BAY	MM 126-141	PRINCE WALES IS. WEST SIDE, AK
BUCARELLI BAY		PRINCE WALES IS. WEST SIDE, AK
CHATHAM STRAIT		CHATHAM STRAIT, AK
CHATHAM STRAIT	MM 35-80	CHATHAM STRAIT, AK
CHATHAM STRAIT	MM 80-118	CHATHAM STRAIT, AK
CHILKOOT INLET		HAINES, AK
CLARENCE STRAIT		CLARENCE STRAIT, AK
CLARENCE STRAIT	MM 115-130	CLARENCE STRAIT, AK
CLARENCE STRAIT	MM 30-55	CLARENCE STRAIT, AK
CLARENCE STRAIT	MM 55-70	CLARENCE STRAIT, AK
CLARENCE STRAIT	MM 70-85	CLARENCE STRAIT, AK
CLARENCE STRAIT	MM 85-115	CLARENCE STRAIT, AK

Records: 107

Select Waterway Segment

Waterway Segment Details

http://msnweb01.osc.uscg.mil/msndev/MSN_Waterways.aspx?Child=18&MkSelect=0 Local Intranet

Enter the Port Code in the **COTP Zone** box and select **Search Waterway**.

Marine Safety Network v1.0 - Activity Detail - Microsoft Internet Explorer provided by Headquarters Support Command

Marine Safety Network - Waterway Segments Selector -- Web Page Dialog

Name: KAKE HARBOR Local Name: -

Waterway Segment Name: KAKE HARBOR ACDE Code: 4805

Local Name: City: -

COTP Zone: JUNMS State: AK

Name	Local Name	Description
NOONAH HARBOR		NOONAH HARBOR, AK
ICY STRAIT		ICY STRAIT, AK
ICY STRAIT	MM 10-40	ICY STRAIT, AK
ICY STRAIT	MM 40-56	ICY STRAIT, AK
ICY STRAIT	MM 9-10	ICY STRAIT, AK
IPHIGENIA BAY		IPHIGENIA BAY, AK
IPHIGENIA BAY	MM 89-106	PRINCE WALES IS. WEST SIDE, AK
JUNEAU HARBOR		JUNEAU HARBOR, AK
KAKE HARBOR		KAKE HARBOR, AK
KASAAN BAY		KASAAN BAY, AK
KEKU STRAIT		ROCKY PASS IN KEKU STRAIT, AK
KETCHIKAN HARBOR		KETCHIKAN HARBOR, AK
KINGS BAY	KINGS WAY, GA	KINGS WAY, GA
KLAWDCK INLET		KLAWDCK, AK
LYNN CANAL		LYNN CANAL, AK
LYNN CANAL	MM 19-79	LYNN CANAL, AK

Records: 107

New Search Create Waterway Update Waterway Delete Waterway Close Use Waterway

Select Waterway Segment Waterway Segment Details

http://msnweb01.osc.uscg.mil/msndev/MSN_Waterways.asp?Child=18MultiSelect=0 Local intranet

Start Marine Safety Network - ... Marine Safety Networ... FinalSum - Microsoft Word 2:18 PM

Marine Safety Network v1.0 - Activity Detail - Microsoft Internet Explorer provided by Headquarters Support Command

Activity Type: Fishing Vessel Exam Activity Status: Open - In Progress

Activity No: 1480563 Status Date: 10/17/2002 Originating Unit: G-MOC Change Status

Activity Title/Description: Activity Owner: G-MOC Transfer Activity

Activity Start Date/Time: 10/17/2002 13:39 Prompt Date: Controlling Unit: G-MOC

Team Lead: Frost, Kevin P. Subject: KODIAK ID: 600072 Change Vessel

Case No: Not Attached to a Case POC: -

Operational Controls Class/Group Membership Vessel Details Parties Documentation/Certificates Special Notes Activity Log Team Members

Use of Force Inspections Locations Summary Narrative Activity Finder

Location Description	Latitude	Longitude	Date/Time
KAKE HARBOR	56 58.5498 N	133 57.036 W	2002/10/17 13:39

Refer to Enforcement Save Changes

Print Summary Add Facility Add Waterway Add Geo Location Remove Location Plot All Locations Home

Start Marine Safety Network - ... Marine Safety Networ... FinalSum - Microsoft Word 2:19 PM

If you find the location you are looking for highlight it and select **Use Waterway**.

The waterway now appears in the location description box.

ENTERING VESSEL'S SERVICE

Examiners are to capture and update the specific Service Sub Type of the CFV. The Documentation Center enters a CFV with a Service Sub type of General. In order to sort and categorize, update the specific Service Sub Type of the vessel.

Click on [Vessel Details](#).

Activity Type: **Fishing Vessel Exam** Activity Status: **Open - In Progress**

Activity No: 2030713 Status Date: 01/21/2005 Originating Unit: D07 M

Activity Title/Description: AUX - Welly Post Termination Exam Activity Owner: D07 M

Activity Start Date/Time: 01/21/2005 11:47 Prompt Date: 02/21/2005 Controlling Unit: D07 M

Team Lead: Yarbrough, Larry T. Subject: **KAYLA NICOLE** ID: 626929

Case No: Not Attached to a Case POC: Joe Smith 555 444 3322

Buttons: Transfer Activity, Change Vessel, Change Status

Icons: Operational Controls, Class/Group Membership, **Vessel Details** (circled), Parties, Documentation/Certificates, Special Notes, Activity Log, Team Member

Sections: Inspections, Locations, Summary, Narrative

Violations/Deficiencies: Corrected: 0, Outstanding: 0, Unavailable: 0, Total: 0

Findings: (Empty)

Actions Taken: (Empty)

Buttons: Use of Force, Refer to Enforcement, Print Summary, Activity Findings, Save Changes, Home

Click on [Vessel Details](#).

Name: **KAYLA NICOLE** Primary VIN: 626929

Flag: **UNITED STATES** VIN Type: **Official Number (U.S.)** Call Sign: (Empty)

Buttons: Involved Parties, Particulars Highlights, Design Highlights, **USCG Certificate** (circled), CG Activity History

Current VINs:

VIN	Type
626929	Official Number (U.S.)
8132639	IMO Number
F-12	Hull Number

Vessel Class: **Fishing Vessel**
 Vessel Type: **Fish Catching Vessel**
 Vessel SubType: **General**
 Vessel Service: **Commercial Fishing Vessel**
 Builder: **ST AUGUSTINE TRAWLER INC**

Build Year: 1980
 Keel Laid Date: --
 Self Propelled: **True**
 Hull Material: **FRP (Fiberglass)**
 Inspected: **No**
 U.S. Documented: **Yes**
 Documentation Status: **VALID**
 Inspection Subchapter: --

Length: 67.6 Foot
 Design Draft: --
 Gross Tonnage: 119 GRT
 Convention: GT ITC
 Regulatory: 119 GRT

Buttons: Main, Route, Persons Allowed, Cargo Authority, Home, Vessel Utilities, Vessel Search, Vessel Critical Profile, Close, Help

Right Panel (Vessel Details): All Involved Parties, Ballast, Bilge, Boiler, Cargo, CDD Information, Communication, Construction Details, CSR Information, **Deficiency History** (circled), Documents, Electrical, Firefighting, Groups, Hull, Lifesaving, Lookouts, Maneuverability, Manning Requirements, Miscellaneous Services, Navigation, Notes, Operational Controls, Pollution Prevention, Propulsion, Routes and Control, Tonnage/Dimmer, **User Fee** (circled), **Vessel Details** (circled)

Click on [Edit/ View Identification History](#).

Identification General Information Fleets

Name: **KAYLA NICOLE** ☒ Documented ☐ COFR Required

Call Sign: (Empty)

*Flag: **UNITED STATES**

*Vessel Id: **626929**

*Id Type: **Official Number (U.S.)**

Class Type: **Fishing Vessel**

Type: **Fish Catching Vessel**

Sub Type: **General**

Service: **Commercial Fishing Vessel**

Hailing Port: ☐ Foreign Port: **FT MYERS BEACH, FL** State/Province: (Dropdown)

Home Port: ☐ Foreign Port: (Empty) State/Province: (Dropdown)

* Indicates required

Buttons: **Edit/ View Identification History** (circled), Save, Close

(Version 3.1.1)

Historical Data						
Vessel Name: KAYLA NICOLE			Primary VIN: 626929			
Flag: UNITED STATES			Call Sign:			
Name	VIN	Flag	Service	Current	Individual Modify by	Link Modif
Fishing Vessel	Fish Catching Vessel	General	Commercial...	X		

Current Classification	New Classification
Class Type: Fishing Vessel	Class Type: Fishing Vessel
Type: Fish Catching Vessel	Type: Fish Catching Vessel
Sub Type: General	Sub Type: Shrimper
Service: Commercial Fishing Vessel	Service: Commercial Fishing Vessel

Save

Close

Click on [Service](#).

Select [Class Type](#)

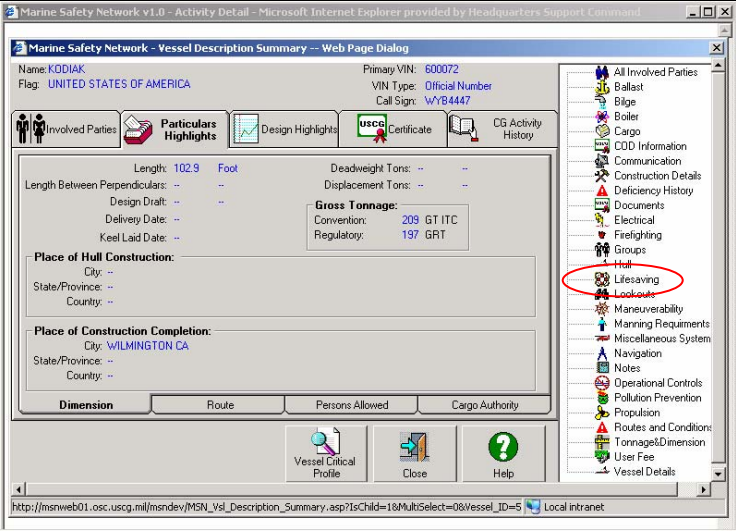
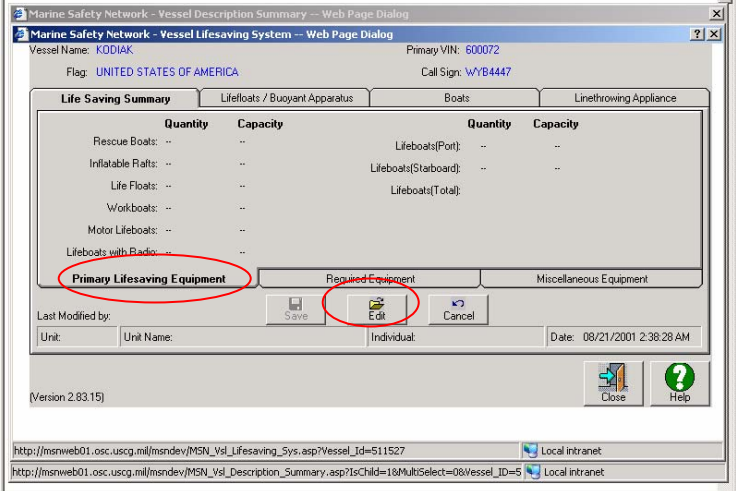
Select [Type](#)

Select [Sub Type](#)

Click on [Save](#)

Click on [Close](#)

ENTERING LIFESAVING INFORMATION

 <p>The screenshot shows the 'Marine Safety Network - Vessel Description Summary' web page. The vessel name is KODIAK, flag is UNITED STATES OF AMERICA, and primary VIN is 600072. The right-hand menu contains various icons, with the 'Lifesaving' icon circled in red. Other icons include All Involved Parties, Ballast, Barge, Boiler, Cargo, COD Information, Construction Details, Deficiency History, Documents, Electrical, Firefighting, Groups, Hull, Lookouts, Maneuverability, Manning Requirements, Miscellaneous System, Navigation, Notes, Operational Controls, Pollution Prevention, Routes and Conditions, Tonnage/Dimension, User Fee, and Vessel Details.</p>	<p>We are requesting the examiner capture basic lifesaving information for use by SAR planners in the event the vessel is involved in a casualty.</p>
 <p>The screenshot shows the 'Marine Safety Network - Vessel Lifesaving System' web page. The 'Life Saving Summary' tab is selected. The 'Primary Lifesaving Equipment' tab is circled in red. Below the tabs, there are buttons for 'Save', 'Edit', and 'Cancel'. The 'Edit' button is also circled in red. The page displays various fields for entering lifesaving information, including Quantity and Capacity for different types of equipment.</p>	<p>At the vessel description summary screen select the Lifesaving icon.</p>

Marine Safety Network - Vessel Lifesaving System -- Web Page Dialog

Vessel Name: KODIAK Primary VIN: 600072
Flag: UNITED STATES OF AMERICA Call Sign: WYB4447

Life Saving Summary Lifefloats / Buoyant Apparatus Boats Linethrowing Appliance

Quantity	Capacity	Quantity	Capacity
Rescue Boats:		Lifeboats(Port):	
Inflatable Rafts:	1	Lifeboats(Starboard):	
Life Floats:	1	Lifeboats(Total):	
Workboats:			
Motor Lifeboats:			
Lifeboats with Radio:			

Primary Lifesaving Equipment Required Equipment Miscellaneous Equipment

Last Modified by: Unit: Unit Name: Individual: Date: 08/21/2001 2:38:28 AM

(Version 2.83.15)

http://msnweb01.osc.uscg.mil/msndev/MSN_Vsl_Lifesaving_Sys.asp?Vessel_Id=511527 Local intranet
http://msnweb01.osc.uscg.mil/msndev/MSN_Vsl_Description_Summary.asp?IsChild=1&MultiSelect=0&Vessel_ID=5 Local intranet

Select the **Primary Lifesaving** tab and select **Edit**.

Marine Safety Network - Vessel Lifesaving System -- Web Page Dialog

Vessel Name: KODIAK Primary VIN: 600072
Flag: UNITED STATES OF AMERICA Call Sign: WYB4447

Life Saving Summary Lifefloats / Buoyant Apparatus Boats Linethrowing Appliance

Ring Buoys(Total):	Life Preservers(Adult):	20	Portable Lifeboat Radios:
Ring Buoys with Lights:	Life Preservers(Child):	5	Qualified Radio Operator:
Ring Buoys with Line Attached:	Immersion Suits:	15	EPIRB:
Ring Buoy Smoke Signal:	Anti-Exposure Suit:		Lifesaving Person Support:
Ring Buoys Other:	Thermal Aid:		

Primary Lifesaving Equipment Required Equipment Miscellaneous Equipment

Last Modified by: Unit: Unit Name: Individual: Date: 08/21/2001 2:38:28 AM

(Version 2.83.15)

http://msnweb01.osc.uscg.mil/msndev/MSN_Vsl_Lifesaving_Sys.asp?Vessel_Id=511527 Local intranet
http://msnweb01.osc.uscg.mil/msndev/MSN_Vsl_Description_Summary.asp?IsChild=1&MultiSelect=0&Vessel_ID=5 Local intranet

Enter the liferaft, lifeboat and lifefloat information.

Click on **Save**

Select the **Required Equipment** tab.

Enter the required PFD and Immersion suit information.

Click on **Save**.

ENTERING FISHING VESSEL ROUTE

Marine Safety Network v1.0 - Activity Detail - Microsoft Internet Explorer provided by U.S. Coast Guard

Activity Type: **Fishing Vessel Exam** Activity Status: **Open - In Progress**

Activity No: 1709729 Status Date: 10/17/2002 Originating Unit: POMMS

Activity Title/Description: F/V VDE Conducted Decal Issued Activity Owner: POMMS

Activity Start Date/Time: 10/17/2002 07:51 Prompt Date: Controlling Unit: POMMS

Team Lead: HEGGERS, Am M. Subject: **PAT'S GIRL** ID: 1092235

Case No: Not Attached to a Case POC: Idenn-Wickline, (Whit Smith CGAux)

Buttons: Operational Controls, Class/Group Membership, **Vessel Details** (circled), Parties, Documentation/Certificates, Special Notes, Activity Log, Team Members, Use of Force, Refer to Enforcement, Print Summary, Spell Check, Activity Finder, Save Changes, Home, ?

Narrative: VDE Conducted by Auxiliarist Whit Smith, this is a 32' FRP F/V engaged in the trap lobster fishery operating in cold water, beyond the BL, inside of 12 NM with 2 POB. Issued Decal # 90427.

Select the **Vessel Details** button in order to access the Activity Detail screen.

Marine Safety Network - Vessel Description Summary - Web Page Dialog

Name: **PAT'S GIRL** Primary VIN: 1092235

Flag: **UNITED STATES** VIN Type: **Official Number** Call Sign:

Buttons: Involved Parties, Particulars Highlights, Design Highlights, uscg Certificate, CG Activity History

Length: -- Deadweight Tons: --

Length Between Perpendiculars: -- Displacement Tons: --

Design Draft: --

Delivery Date: --

Keel Laid Date: --

Gross Tonnage:

Convention: -- GT ITC

Regulatory: 17 GRT

Place of Hull Construction:

City: **BASS HARBOR ME**

State/Province: --

Country: **UNITED STATES**

Place of Construction Completion:

City: **SOUTHPORT ME**

State/Province: --

Country: **UNITED STATES**

Buttons: Dimension, Route, Persons Allowed, Cargo Authority, Vessel Critical Profile, Close, Help

Right Side List: All Involved Parties, Ballast, Bilge, Boiler, Cargo, COD Information, Communication, Construction Details, Deficiency History, Documents, Electrical, Firefighting, Groups, Hull, Lifesaving, Lookouts, Maneuverability, Manning Requirements, Miscellaneous System, Navigation, Notes, Operational Controls, **Routes and Conditions** (circled), Pollution Prevention, Propulsion, Tonnage/Dimension, User Fee, Vessel Details

Select **Route and Conditions** on the right side of the screen

Marine Safety Network - Vessel Routes and Conditions -- Web Page Dialog

Vessel Name: KODIAK Primary VIN: 600072
Flag: UNITED STATES OF AMERICA Call Sign: WYB4447

Route Type: [Dropdown] Route Enrollment Date: 02/06/2003

Route Permitted and Conditions of Operation

CFVS decal issued for Coastal Waters not more than 20 miles from shore

Spell Check

(Version 2.74.5)
Last Modified by:

Unit: G-MOC Individual: Frost, Kevin P. Date: 02/20/2003 12:22:41 PM

Save Edit Delete Close Help

http://msnweb01.osc.uscg.mil/msndev/MSN_Vsl_Restrictions.asp?Vessel_Id=511527 Local intranet

Select Edit and enter in the **Route Permitted and Conditions of Operation** box the route the CFVS Decal was issued for.

The **Route Type** pick list does not apply very well to the CFVS criteria and should generally be left blank. If an Examiner has a selection in the pick list such as Oceans and wishes to select it that would be fine.

Click on **Save**.

ENTERING FISHING VESSEL DEFICIENCIES

Marine Safety Network v1.0 - Activity Detail - Microsoft Internet Explorer provided by HSC (t-1a)

Activity Type: **Fishing Vessel Exam** Activity Status: **Open - In Progress**

Activity No: 1480569 Status Date: 10/17/2002 Originating Unit: G-MOC Change Status

Activity Title/Description: Prompt Date: Activity Owner: G-MOC Transfer Activity

Activity Start Date/Time: 10/17/2002 13:39 Subject: **KODIAK** Controlling Unit: G-MOC ID: 600072 Change Vessel

Team Lead Case No: Not Attached to a Case POC:

Operational Controls **Inspections** Class/Group Membership Vessel Details Parties Documentation/Certificates Special Notes Activity Log Team Members

Use of Force Inspections Conducted Locations Summary Narrative Activity Finder

Refer to Enforcement Generate Certificates Inspection Type: Dockside Examination Unit: G-MOC Date: 10/17/20... Print Deficiency Letter Inspection Results Save Changes

Print Summary Add Modify Delete Paid in Full? Home ?

Select the **Inspection** tab and then select **Inspection Results**.

Marine Safety Network - Inspection Results - Web Page Dialog

Vessel Name: **KODIAK** Inspection Date: **10/17/2002** Activity ID: 1480569

Electrical Engineering Fire Fighting Fisheries Lifesaving Navigation

Accommodation/Occupational Safety Communications Construction/Loadline Deck/Cargo Documentation

Operations/Management Personnel Pollution Prevention/Response Stability **Summary**

Closed	Item #	Avail	System	Sub-System	Date Issued	Issued By	Due Date	Date Resol
N	1	Y	Lifesaving	Lifebuoys	2002/10/17	G-MOC	2002/11/01	

Deficiencies: 1 Deficiencies Listed

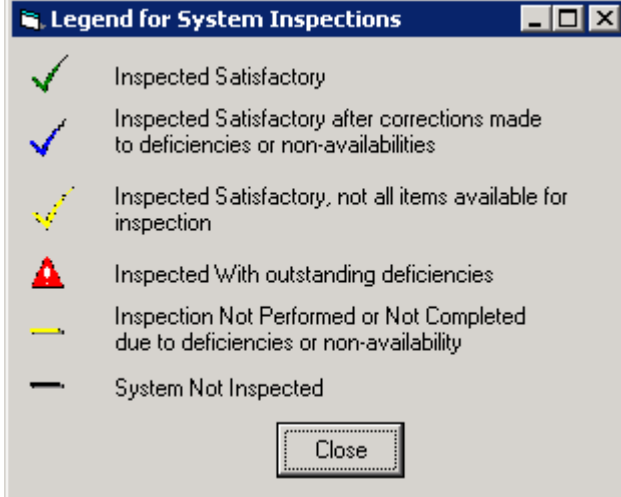






☒ Include Deficiency History Save Inspection Results Close Legend ?

http://msnweb01.osc.uscg.mil/msndev/MSN_Inspection_Results.asp?Activity=1480569&Vessel_ID=51152 Internet

Clicking the **Summary** tab will include all open deficiencies. You can include a list of all previous deficiencies by clicking in the **Include Deficiency History** box.

Clicking the **Excel Icon** will format all deficiencies in an easy to review spreadsheet format.

Click on **Legend**

 <p>The dialog box titled "Legend for System Inspections" contains the following items:</p> <ul style="list-style-type: none">  Inspected Satisfactory  Inspected Satisfactory after corrections made to deficiencies or non-availabilities  Inspected Satisfactory, not all items available for inspection  Inspected With outstanding deficiencies  Inspection Not Performed or Not Completed due to deficiencies or non-availability  System Not Inspected <p>A "Close" button is located at the bottom center of the dialog box.</p>		<p>This is the legend for inspection results. It allows you to quickly identify the vessels systems status related to the inspection and deficiencies.</p> <p>Select Close.</p>
<p>When the Inspection results screen opens you will have four options to choose from. If you are entering deficiencies, the “Inspected with Deficiencies Noted” is the only choice you should make. The remainder are optional and should in general not be completed unless you have the time.</p> <p>Inspected Satisfactory: Select this button if you have inspected all the items in the area with no deficiencies. A checkmark will appear in the tab indicating that section was inspected without deficiency. You are also given the opportunity to change the date should it be different than the original inspection date.</p> <p>Inspected with Deficiencies Noted: Select this button if you will be entering deficiencies. A red triangle will appear in the tab indicating deficiencies exist. You are also given the opportunity to change the date should it be different than the original inspection date.</p> <p>Inspection Incomplete: Select this button if you were not able to complete all the items normally inspected. A long dash will appear in the tab if the inspection was incomplete</p> <p>Not Inspected: Select this button if you did not have the opportunity to check any items in this section.</p>		

Marine Safety Network - Inspection Results -- Web Page Dialog

Vessel Name: KODIAK Inspection Date: 10/17/2002 Activity ID: 1480569

Electrical Engineering Fire Fighting Fisheries Lifesaving Navigation
 Accommodation/Occupational Safety Communications Construction/Loadline Deck/Cargo Documentation
 Operations/Management Personnel Pollution Prevention/Response Stability Summary

☐ Inspected Satisfactory Date: 10/17/2002 ☒ Inspected with Deficiencies Noted ☐ Incomplete Inspection ☐ Not Inspected

Closed	Item...	Sub-System	Date Issued	Issued By	Due Date	Date Resolved	Resolved By

Add Remove

Deficiencies Items Available for Inspection

☐ Include Deficiency History 300 Save Inspection Results Close Legend ?

http://msnweb01.osc.uscg.mil/msndev/MSN_Inspection_Results.asp?Activity=1480569&Vessel_ID=51152 Local intranet

Select the **Personnel** tab.

Click on the **Inspected with Deficiencies** button. Notice the red triangle appears indicating a deficiency in this section.

Item # 3 803423 Date Issued 10/17/2002

Description/Location

System: Personnel ☐ Not Available for Inspection Find Cite

Sub-System: ☐ Voluntary Exam Recommendation Cite:

Component: ☐ Grounds for Detention

PSC Code:

Failure ☒

Condition:

Cause:

Details:

Requirement/Resolution

Due Date: and/or ☐ Resolved/Corrected

Save and Close Cancel

The Deficiency detail screen opens and you can begin entering deficiency information. In some cases the pick list will have the exact choice you want and in many other cases it will not. Where it is not clear make the best decision you can regarding the appropriate category. If you can not find a category that is appropriate then leave it blank

In this example, we identified the Master as not being U.S. citizen. While this is not something you will likely run across at the dock it does allow us to use the whole process.

The appropriate **System** is Personnel. The **Subsystem** is Manning Qualifications and the **Component** selected is Citizenship Requirement. The PSC Code is entered automatically but is not applicable. The **Not available for Inspection** box is not applicable. You should check the **Voluntary Exam Recommendation** box. The **Grounds for Detention** box is not applicable.

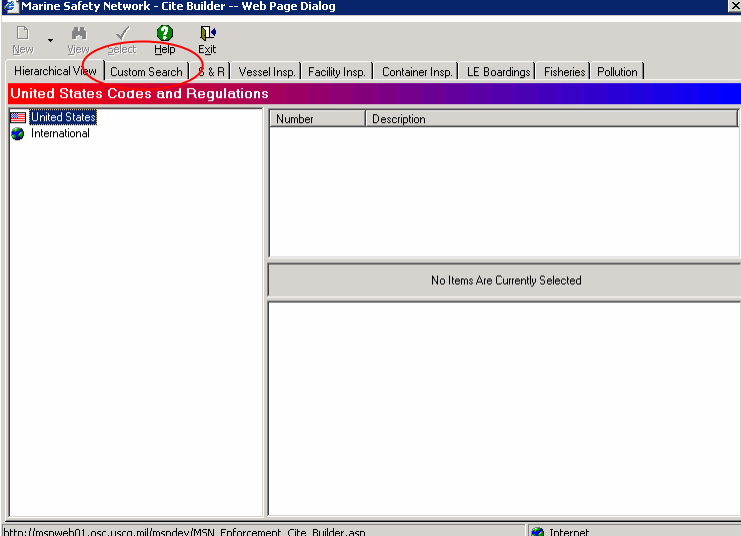
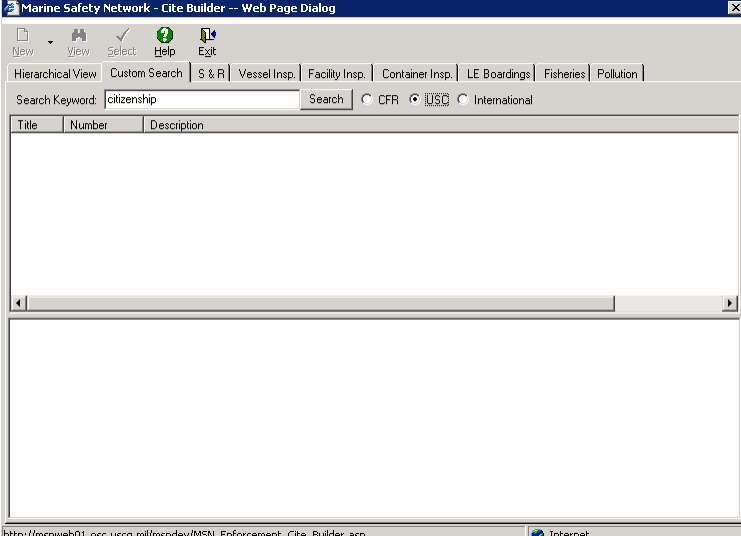
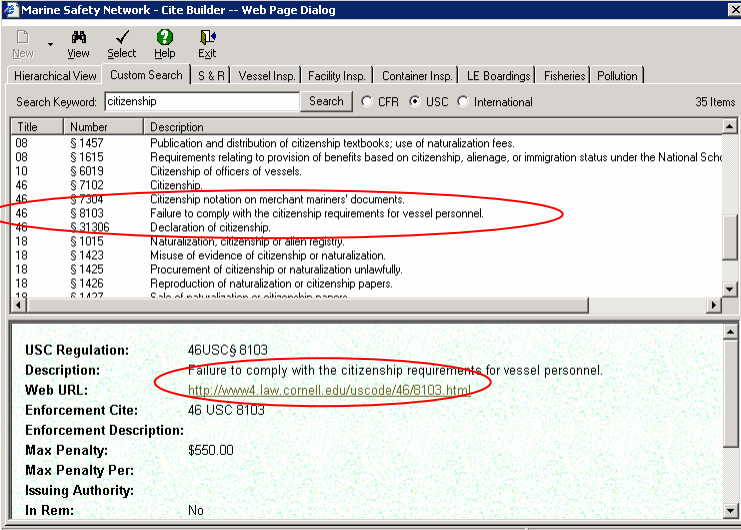
The **Failure** box should only be checked if you conducted an operational test/check of the unit/device and it failed to function properly. The **Condition** code is “Missing” and the **Cause** is “Unknown”. In the **Detail** block you should write a short narrative that succinctly describes the problem along with any guidance you may have offered. The **Due Date** selected should rarely exceed 30 days from the time of inspection. Serious deficiencies such as Lifesaving, leaking shaft packings and deficiencies that meet termination criteria should be identified as immediate and prior to “Departure from Port”. All deficiencies must be documented including those identified and corrected on the spot. In these cases, you should enter the deficiency and select the **Resolved/Corrected** box. Correction on the spot should also be documented in the **Detail** block..

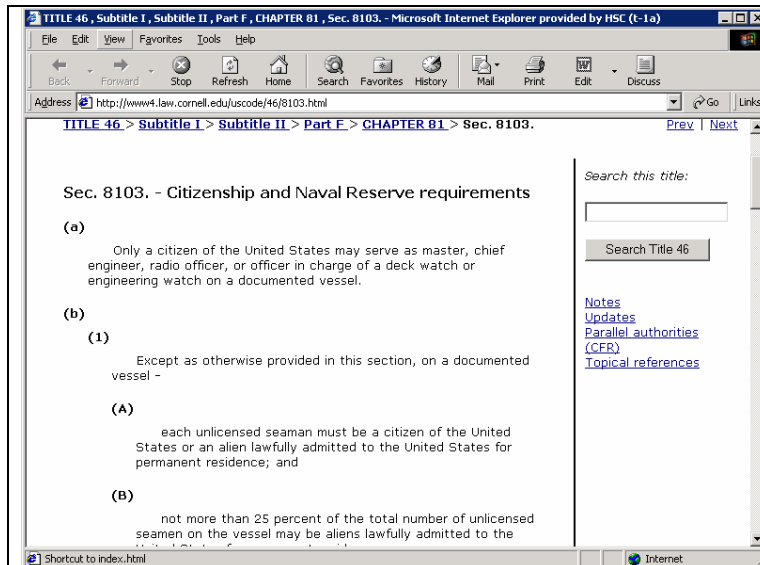
The screenshot shows a software interface for recording inspection findings. The form is titled 'Item # 3 803417' and 'Date Issued 10/17/2002'. It has several sections: 'Description/Location' with dropdowns for System (Personnel), Sub-System (Manning/Qualifications), and Component (Citizenship Requirements); a PSC Code field (0); checkboxes for 'Not Available for Inspection', 'Voluntary Exam Recommendation' (checked), and 'Grounds for Detention'; a 'Failure' checkbox; a 'Condition' dropdown; a 'Cause' dropdown; a 'Details' text area containing 'Master not a US citizen'; a 'Requirement/Resolution' section with a 'Due Date' (01/10/2003) and a 'By specified date' dropdown; and a 'Resolved/Corrected' checkbox. At the bottom are buttons for 'Find Cite', 'Save and Close', and 'Cancel'. Red circles highlight the 'Find Cite' button and the 'Save and Close' button.

Generally, this is as far as you would go and you would click on **Save and Close**.

You can also attach the regulatory cite to the deficiency.

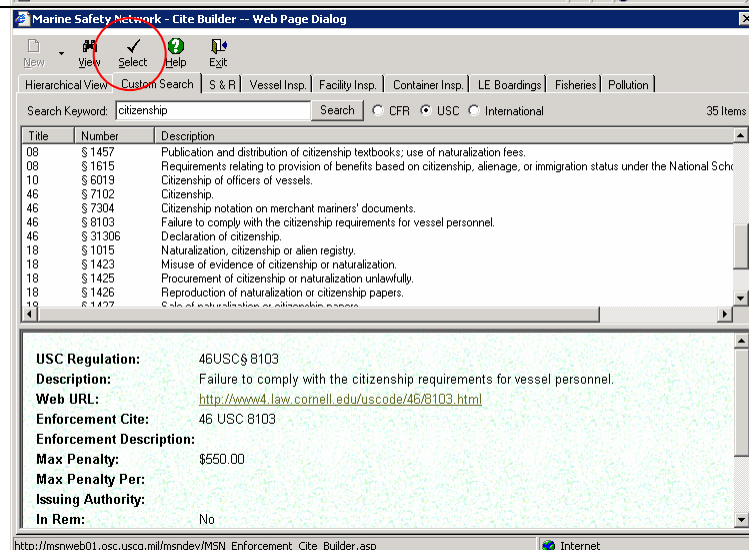
Select **Find Cite**.

	<p>Select Custom Search</p>
	<p>Enter the word “Citizenship” in the Search Keyword box and click the USC button.</p>
	<p>Highlight the appropriate cite and double click on it. In this case it is 46 USC 8103.</p> <p>The bottom half of the screen will provide you a link to a law library where you can find the law text.</p> <p>Double click on the green internet URL</p>

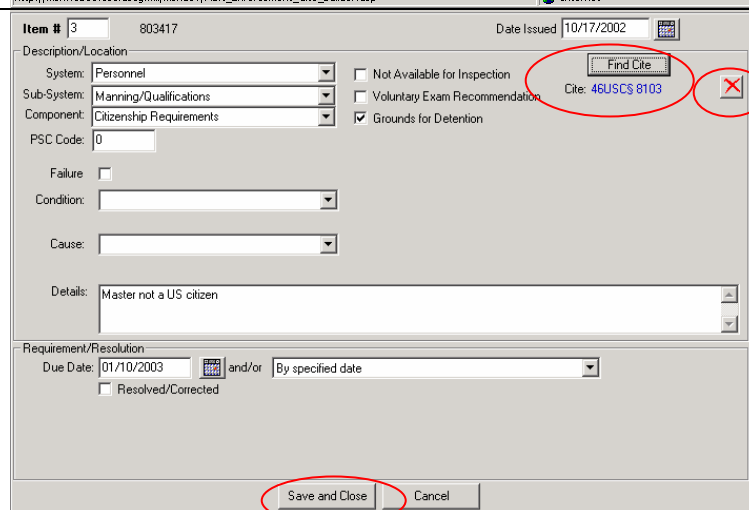


Once you have verified the proper cite close the box and return to the cite search screen.

You can skip this step if you are confident you have the right cite.



Click on **Select** to attach the cite to the deficiency.



Note **46 USC 8103** is now placed in the upper right hand corner and is available for future use such as a violations case

If you click on the **Red X** to the right it will delete the connection between this cite and the deficiency.

Click on **Save and Close**.

ENTERING EXAMINATION NARRATIVES

From the Activity Detail screen click on **Narrative**.

The Narrative box opens and you can now enter your **Narrative**.

The below templates can be maintained in a word document and cut and pasted into the **Narrative** box.

These templates are guidance and may not fit every scenario. They are indicative of the information we want to relay/capture. The examiner is the person best qualified to determine what information is most relevant.

Follow-up examination narratives have not been provided. The examiner should add comments to the original narrative; these comments should describe the activity performed. In most cases it will be clearing deficiencies or providing additional guidance.

The following example demonstrates what a template narrative entry would look like after inserting the relevant information in place of the blue text:

Master Chief Midgette conducted a Voluntary Dockside Commercial Fishing Vessel Safety Examination for this 32 foot long FRP hull vessel operating with not more than 04 POB on Coastal Waters not more than 3 Nautical Miles offshore. The vessel is rigged as a trawler and targets flounder. The vessel was found to be in compliance with currently applicable laws and regulations. Issued CFVS Decal 02-81844.

Examination – Decal Issued

Examiner Name conducted a Voluntary Dockside Commercial Fishing Vessel Safety Examination for this **Length** foot long **Hull Material** hull vessel operating with not more than **Number of** POB on **Inland Waters or Coastal Waters not more than 3, 12, 20 or 50 Nautical Miles offshore or more than 50 Nautical Miles offshore**. The vessel is rigged as a **type of fishing rig** and targets **species**. The vessel was found to be in compliance with currently applicable laws and regulations. Issued CFVS Decal **XX(year)** -**decal number**.

Examination with Deficiencies/ No Decal Issued

Examiner Name conducted a Voluntary Dockside Commercial Fishing Vessel Safety Examination for this **Length** foot long **Hull Material** hull vessel operating with not more than **Number of** POB on **Inland Waters or Coastal Waters not more than 3, 12, 20 or 50 Nautical Miles offshore or more than 50 Nautical Miles offshore**. The vessel is rigged as a **type of fishing rig** and targets **species**. Vessel issued **Number** of work list items. No CFVS Decal issued.

ENTERING VESSEL DECAL INFORMATION

Marine Safety Network v1.0 - Activity Detail - Microsoft Internet Explorer provided by U.S. Coast Guard

Activity Type: **Fishing Vessel Exam** Activity Status: **Open - In Progress** Change Status
 Activity No: 1708728 Status Date: 10/17/2002 Original Unit: POMMS Transfer Activity
 Activity Title/Description: FAV VDE Conducted Decal Issued Activity Owner: POMMS
 Activity Start Date/Time: 10/17/2002 07:51 Prompt Date: Controlling Unit: POMMS
 Team Lead: HEGGERS, Ann M. Subject: **PAT'S GIRL** ID: 1092235
 Case No: Not Attached to a Case POC: Idem-Wickline, (Whit Smith CGAux) Change Vessel

Operational Controls Class/Group Membership Vessel Details Parties **Documentation/Certificates** Special Notes Activity Log Team Members

Inspections Locations Summary Narrative

VDE Conducted by Auxiliaryist Whit Smith, this is a 32' FRP FAV engaged in the trap lobster fishery operating in cold water, beyond the BL, inside of 12 NM with 2 POB. Issued Decal # 90427

Use of Force Refer to Enforcement Print Summary Spell Check Activity Finder Save Changes Home ?

From the Activity Detail screen
Select the **Documentation/Certificates**.

Marine Safety Network - Vessel Description Summary - Web Page Dialog

Name: PAT'S GIRL Primary VIN: 1092235 All Involved Parties
 Flag: UNITED STATES

U.S. COAST GUARD Documentation

Vessel: PAT'S GIRL 1092235 US MDS320010499 Commercial Fishing
 Vessel: FISHING VESS...

Fishing Vessel Decal
 Final Assessment Letter(No Response)
 Final Assessment Letter(Out Hearing)
 Final Assessment Letter(Reduced to Warning)
 Final Assessment Letter(Warning)
 Fishing Vessel Exam Followup Letter
 General Motion
 General Notice Letter

Scan Document Remove Document **Add Document** Open Document Close

Found 1 Matches in MSN

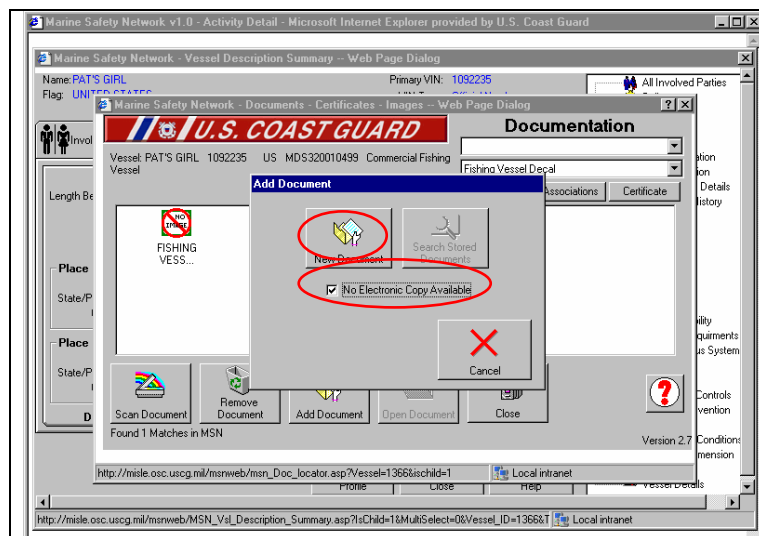
Version 2.7

http://msle.osc.uscg.mil/msnweb/msn_Doc_locator.asp?Vessel=1366&isChild=1 Local intranet
 http://msle.osc.uscg.mil/msnweb/MSN_Vsl_Description_Summary.asp?isChild=1&MultiSelect=0&Vessel_ID=1366&T Local intranet

Select **Fishing Vessel Decal** from the pull down menu.

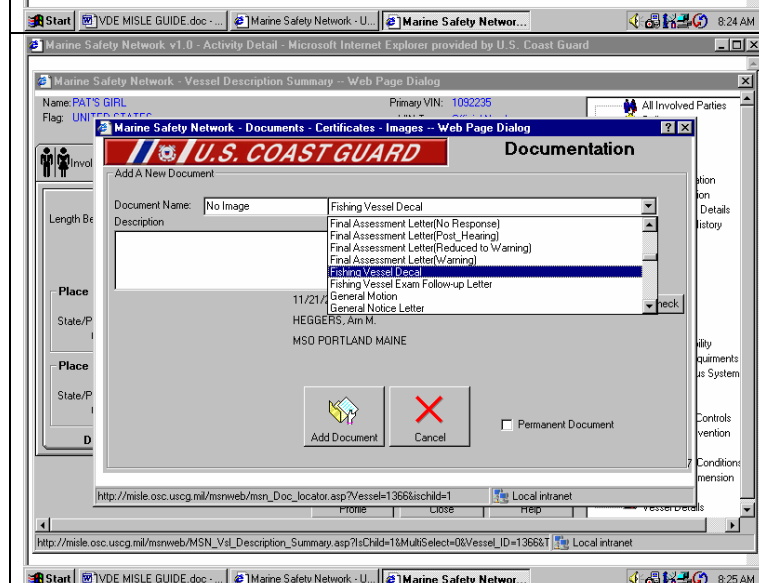
Click the **Add Document** button.

Other Options include:
COC/Fish
LOC/Fish
Part 105 Compliance Letter
Exemption Certificate



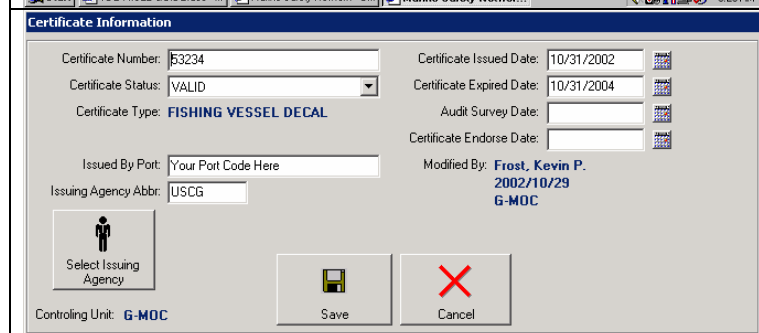
Check the **“No Electronic Copy Available”** box.

Click on the **New Document** Button.



Select **Fishing Vessel Decal** in the pull down menu.

Click the **Add Document** button.



Enter the decal **Certificate Number**.

Select the appropriate **Status**. In almost every case this will be “Valid”.

Enter the **Issue Date** and the **Expiration Date**. This should be 2 years from the date of issue.

Enter your “**Port Code**” in the **Issued by Port** box..

Enter “**USCG**” in the **Issuing Agency** box.

	<p>If the decal was issued by a third party organization Select Issuing Agency and make the most appropriate selection.</p> <p>Click on Save before exiting.</p>
--	--

TRANSFERRING OWNERSHIP AND CONTROL

Activity Type: **Fishing Vessel Exam** Activity Status: **Open** Transfer Activity Ownership or Control
 Activity No: 2030777 Status Date: 01/26/2005
 Activity Title/Description: ALDX-Welly Post Termination
 Activity Start Date/Time: 01/26/2005 14:14 Prompt Date: 02/26/2005
 Team Lead: Yarbrough, Larry T. Subject: **MISS SHIRLEY**
 Case No: Not Attached to a Case POC: Joe Fish 555 234 5678
 Reason for Transfer: Approval
 Receiving Unit: ATU
 Transfer Cancel

Operational Controls Class/Group Membership Vessel Details Parties Documentation/Certificates Special Notes Activity Log Team Members

Use of Force Inspections Locations Summary Narrative
 Inspections Conducted
 Inspection Type Unit Date
 Fix-It Examination D07 M 01/26/20...
 Generate Certificates Print Deficiency Letter
 Add Modify Delete Paid in Full?

Refer to Enforcement Activity Finder Save Changes Home ?

When you are not the Approving Authority, you will need to transfer your Exam Activity to the Unit that will Approve it.

This is a process that must be done twice, once to transfer Control, and once to transfer Ownership. If both Control and Ownership are not transferred, then the receiving unit cannot make changes, approve the Exam or close the Activity.

1. Choose to transfer Control or Ownership.
2. Choose the Receiving Unit you want to transfer the case to.
3. To further refine the transfer, you can choose the [ATU](#) Administrative Target Unit you want to transfer the case to.
4. Choose the Transfer Reason for transferring the case.
5. Click Save.

The Transfer Activity Ownership or Control window closes. The Activity Owner and Controlling Unit fields are updated to reflect the changes.

Now repeat the process so that both Control and Ownership is transferred.

DOCUMENTING FOLLOW-UP EXAMINATIONS

Marine Safety Network v1.0 - Activity Detail - Microsoft Internet Explorer provided by HSC (1-1a)

Activity Type: **Fishing Vessel Exam** Activity Status: **Open - In Progress**

Activity No: 1480563 Status Date: 10/17/2002 Originating Unit: G-MOC

Activity Title/Description: Prompt Date: Activity Owner: G-MOC

Activity Start Date/Time: 10/17/2002 13:39 Prompt Date: Controlling Unit: G-MOC

Team Lead Subject: **KODIAK** ID: 600072

Case No: Not Attached to a Case POC:

Operational Controls Class/Group Membership Vessel Details Parties Documentation/Certificates Special Notes Activity Log Team Members

Inspections Locations Summary Narrative

Inspections Conducted

Inspection Type	Unit	Date
Dockside Examination	G-MOC	10/17/20...

Print Deficiency Letter

Inspection Results

Generate Certificates

Add Modify Delete Paid in Full?

Activity Finder Save Changes Home ?

Anytime you return to a vessel within 30 days of the initial examination or re-examination you should go to the Activity Detail screen and open the original activity using the search function or by entering the activity number.

Select the **Inspection** tab and click on **Add**.

Marine Safety Network v1.0 - Activity Detail - Microsoft Internet Explorer provided by Headquarters Support Command

Activity Type: **Fishing Vessel Exam** Activity Status: **Open - In Progress**

Activity No: 1480563 Status Date: 10/17/2002 Originating Unit: G-MOC

Activity Title/Description: Prompt Date: Activity Owner: G-MOC

Activity Start Date/Time: 10/17/2002 13:39 Prompt Date: Controlling Unit: G-MOC

Team Lead Subject: **KODIAK** ID: 600072

Case No: Not Attached to a Case POC:

Operational Controls Class/Group Membership Vessel Details Parties Documentation/Certificates Special Notes Activity Log Team Members

Inspections Locations Summary Narrative

Inspections Conducted

Inspection Type	Unit	Date
Dockside Examination	G-MOC	10/17/20...

Print Deficiency Letter

Inspection Results

Generate Certificates

Add Modify Delete Paid in Full?

Activity Finder Save Changes Home ?

Add Inspection to Current Activity

Activity: Fishing Vessel Exam

Inspection Type: **Follow Up Examination**

Date Performed: 11/06/2002

Unit: G-MOC

Continue Add Cancel

From the pick list select **Follow-up Examination** and verify the date of the examination is correct.

Marine Safety Network v1.0 - Activity Detail - Microsoft Internet Explorer provided by Headquarters Support Command

Activity Type: **Fishing Vessel Exam** Activity Status: **Open - In Progress**

Activity No: 1480563 Status Date: 10/17/2002 Originating Unit: G-MOC

Activity Title/Description: Prompt Date: Activity Owner: G-MOC

Activity Start Date/Time: 10/17/2002 13:39 Prompt Date: Controlling Unit: G-MOC

Team Lead Subject: **KODIAK** ID: 600072

Case No: Not Attached to a Case POC:

Operational Controls Class/Group Membership Vessel Details Parties Documentation/Certificates Special Notes Activity Log Team Members

Inspections Locations Summary Narrative

Inspections Conducted

Inspection Type	Unit	Date
Follow Up Examination	G-MOC	11/06/20...
Dockside Examination	G-MOC	10/17/20...

Print Deficiency Letter

Inspection Results

Generate Certificates

Add Modify Delete Paid in Full?

Activity Finder Save Changes Home ?

The follow-up examination should now be visible in the **Inspection Conducted** box.

You also need to update the narrative section to document your activity.

CREATING A VESSEL PARTY OR ORGANIZATION



From the Main Menu screen select **Parties**.

WARNING -- When modifying party information do not oveltype existing party names to create new ones (John Smith to Harry Jones). Existing party information should only be updated to reflect address or similar changes for the party shown. Search for or create a different party if the displayed information is not the appropriate party.

Enter the person or organizations full name if possible. The % sign can be used for wildcard searches. You should then enter any other pertinent information such as Social Security number, birth date, ID type etc. You enter this information in the **Identification** box and connect it by choosing the appropriate ID in the **ID Type** pick list.

Click on **Search MSN**

Depending on the information you entered you may get a match or you could get 30 names in a case where you only entered the proper name. Examiners need to make sure the person/organization is not in the system. This is a time consuming task but necessary to prevent multiple entries.

Once you are satisfied the person or organization is not in the database click on **Add Party**.

Change 1 to Version 01-2003

Marine Safety Network - Party Selector - Microsoft Internet Explorer provided by Headquarters Support Command

General Info | IDs | Aliases | Nationality | Address | Phone | E-Mail

Party Type: ☒ Individual ☐ Organization

SSN: 097-87-4593 Birth Date: 08/14/1978 MISLE Party ID: 833077

Prefix: Mr. Gender: ☒ Male ☐ Female ☐ Other

Last Name: JONES Height: 0' 0" Weight: 0' 0"

First Name: ROBBET Hair: Bald Eyes: Green

Middle Name: Suffix: Jr. ☐ Deceased Race: Caucasian

Save General Info

MMLD Reference Number: 0

Party Associations | Party Roles | New Search | Documents | Close | MMLD Details

WARNING -- When modifying party information do not overtype existing party names to create new ones (John Smith to Harry Jones). Existing party information should only be updated to reflect address or similar changes for the party shown. Search for or create a different party if the displayed information is not the appropriate party.

Select **Individual** or **Organization**.

Then fill out as much information as possible about the person.

Click on **Save General Info**.

Marine Safety Network - Party Selector - Microsoft Internet Explorer provided by Headquarters Support Command

General Info | IDs | Aliases | Nationality | Address | Phone | E-Mail

Party Identifications

Type	Identification	Country	State

Identification Data Entry

Identification Type: Drivers License

Identification Number: 37474749

Issuing State: AL

Issuing Country: US

Save Delete Cancel

Party Associations | Party Roles | New Search | Documents | Close

WARNING -- When modifying party information do not overtype existing party names to create new ones (John Smith to Harry Jones). Existing party information should only be updated to reflect address or similar changes for the party shown. Search for or create a different party if the displayed information is not the appropriate party.

Select the **ID** tab. This is where you can enter detailed ID information such as Driver License number, MMD number, Passport, Visa number etc.

You can enter as many ID types as needed.

Click on **Save**.

Marine Safety Network - Party Selector - Microsoft Internet Explorer provided by Headquarters Support Command

General Info | IDs | Aliases | Nationality | Address | Phone | E-Mail

Nationality

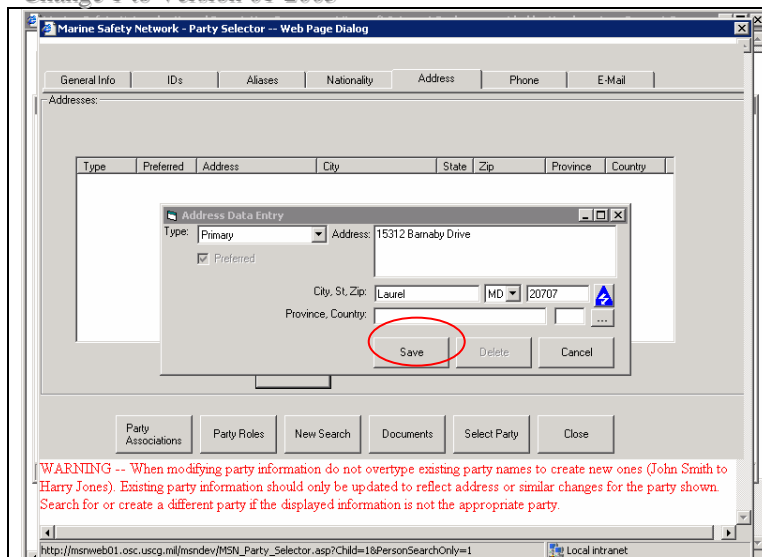
UNITED STATES

Add US **New Nationality** Delete Nationality

Party Associations | Party Roles | New Search | Documents | Close

WARNING -- When modifying party information do not overtype existing party names to create new ones (John Smith to Harry Jones). Existing party information should only be updated to reflect address or similar changes for the party shown. Search for or create a different party if the displayed information is not the appropriate party.

Click on the **Nationality** tab. If it is U.S. click on **Add US**. If it is other than U.S. then click on **New Nationality** and select the correct nationality.



Marine Safety Network - Party Selector -- Web Page Dialog

General Info | IDs | Aliases | Nationality | Address | Phone | E-Mail

Addresses:

Type	Preferred	Address	City	State	Zip	Province	Country
Primary	<input checked="" type="checkbox"/>	15312 Barnaby Drive	Laurel	MD	20707		

City, St, Zip: Laurel MD 20707

Province, Country:

Save Delete Cancel

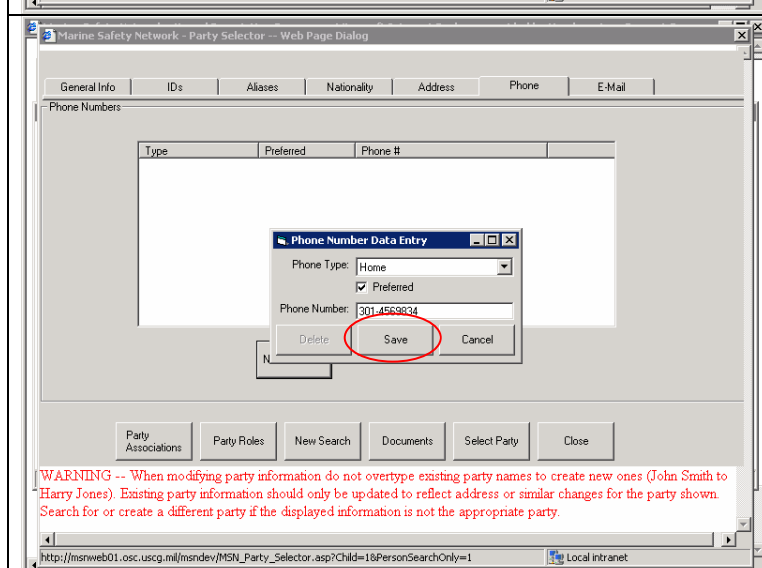
Party Associations | Party Roles | New Search | Documents | Select Party | Close

WARNING -- When modifying party information do not overtype existing party names to create new ones (John Smith to Harry Jones). Existing party information should only be updated to reflect address or similar changes for the party shown. Search for or create a different party if the displayed information is not the appropriate party.

http://msnweb01.osc.uscg.mil/msndev/MSN_Party_Selector.asp?Child=1&PersonSearchOnly=1

Select the **Address** tab. Using the **Type** pick list select the best choice to describe the persons contact relationship to the vessel.

Enter the pertinent address information and click on **Save**.



Marine Safety Network - Party Selector -- Web Page Dialog

General Info | IDs | Aliases | Nationality | Address | Phone | E-Mail

Phone Numbers:

Type	Preferred	Phone #
Home	<input checked="" type="checkbox"/>	301-456-9834

Phone Type: Home

Phone Number: 301-456-9834

Delete Save Cancel

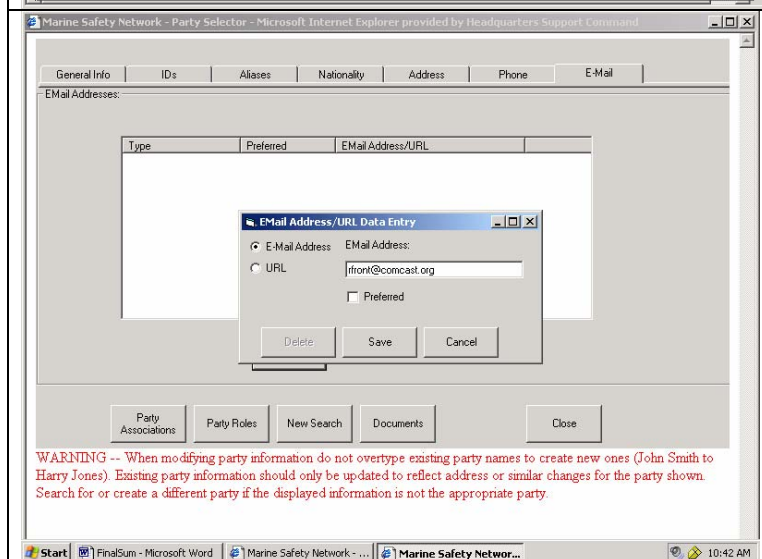
Party Associations | Party Roles | New Search | Documents | Select Party | Close

WARNING -- When modifying party information do not overtype existing party names to create new ones (John Smith to Harry Jones). Existing party information should only be updated to reflect address or similar changes for the party shown. Search for or create a different party if the displayed information is not the appropriate party.

http://msnweb01.osc.uscg.mil/msndev/MSN_Party_Selector.asp?Child=1&PersonSearchOnly=1

Select the **Phone** tab. Using the pick list enter as many contact phone numbers as the party is willing to provide. Keeping in mind we may need to contact the vessel after hours.

Click on **Save**.



Marine Safety Network - Party Selector - Microsoft Internet Explorer provided by Headquarters Support Command

General Info | IDs | Aliases | Nationality | Address | Phone | E-Mail

E-Mail Addresses:

Type	Preferred	E-Mail Address/URL
E-Mail Address	<input type="checkbox"/>	ifront@comcast.org

E-Mail Address: ifront@comcast.org

Preferred ☐

Delete Save Cancel

Party Associations | Party Roles | New Search | Documents | Close

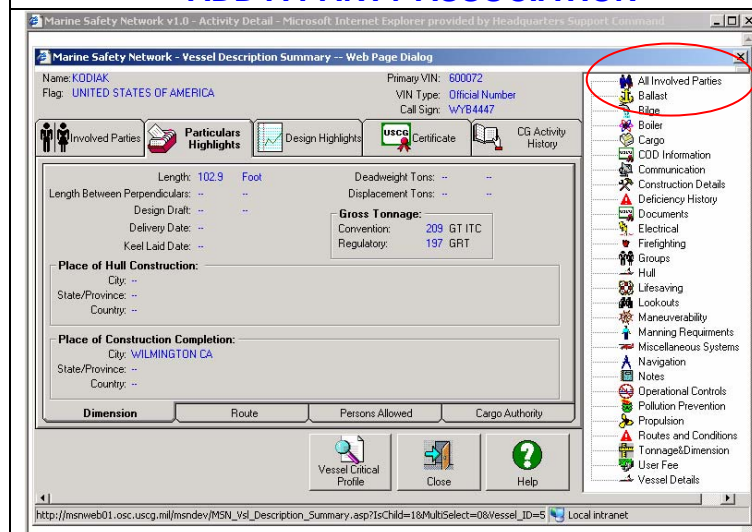
WARNING -- When modifying party information do not overtype existing party names to create new ones (John Smith to Harry Jones). Existing party information should only be updated to reflect address or similar changes for the party shown. Search for or create a different party if the displayed information is not the appropriate party.

Start | FinalSun - Microsoft Word | Marine Safety Network - ... | Marine Safety Network... | 10:42 AM

Click on the Email tab. You can also add a contacts email address or web page.

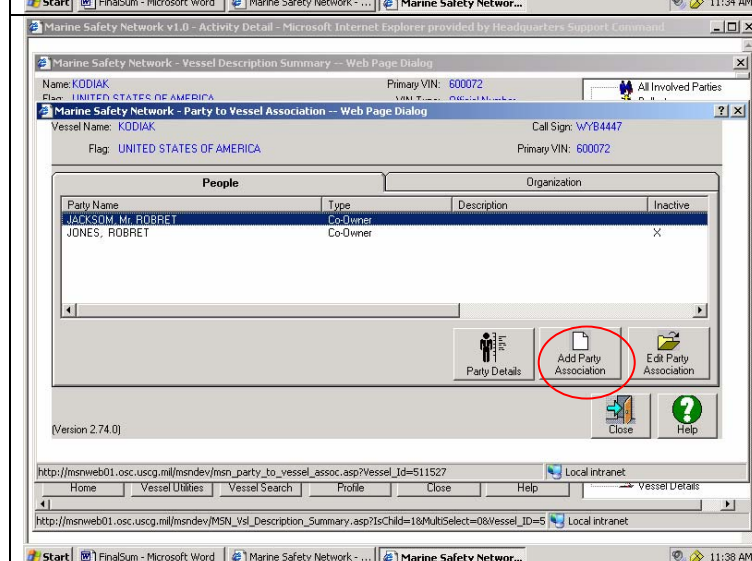
Click on **New Email** and select **URL or E-mail Address**. Enter the address and click on **Save**.

ADD A PARTY ASSOCIATION

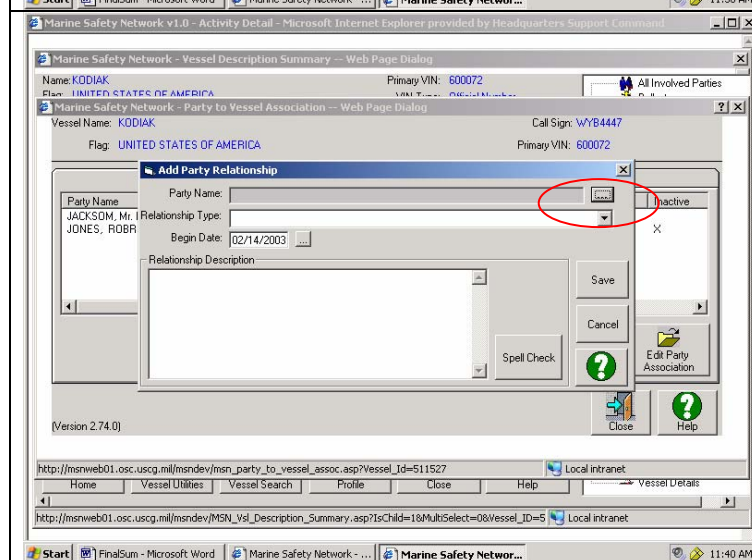


When creating a new vessel or party you should consider entering the party information first, especially if you know the person/organization is not in the system. Once that is done you have to associate the person or organization with the vessel. If you enter a corporation and two people you will need to do three party associations.

From the Vessel Description Summary screen select **All Involved Parties**.



Click on **Add Party Association**.



Click on the box at the end of the Party Name box.

Change 1 to Version 01-2003

Search For: ☒ Individual ☐ Organization

Last Name: JONES First Name: ROBRET Middle Name:

Identification: Id Type: State: Country:

City:

Search MSN Search MMLD Clear Criteria

Search results are limited to 200 records

Close About ?

WARNING -- When modifying party information do not overwrite existing party names to create new ones (John Smith to Harry Jones). Existing party information should only be updated to reflect address or similar changes for the party shown. Search for or create a different party if the displayed information is not the appropriate party.

Enter the party or organizations name and any other pertinent information in the search box and select **Search MSN**.

Search For: ☒ Individual ☐ Organization

Last Name: JONES First Name: ROBRET Middle Name:

Identification: Id Type: State: Country:

City:

Search MSN Search MMLD Search LEIS Clear Criteria

Name	Identification	Address	City	State	Co
JONES, ROBRET	Drivers License: 37474749				

Add Party MSN Details **Select Party** Found 1 Matches in MSN Search results are limited to 200 records

Close About ?

WARNING -- When modifying party information do not overwrite existing party names to create new ones (John Smith to Harry Jones). Existing party information should only be updated to reflect address or similar changes for the party shown. Search for or create a different party if the displayed information is not the appropriate party.

Highlight the party's name in the results box and click on **Select Party**.

Marine Safety Network - Vessel Description Summary - Web Page Dialog

Name: KODIAK Primary VIN: 600072

Flag: UNITED STATES OF AMERICA Call Sign: WYB4447

Vessel Name: KODIAK

Flag: UNITED STATES OF AMERICA Primary VIN: 600072

Add Party Relationship

Party Name: JONES, ROBRET Inactive

Relationship Type: Co-Owner

Begin Date: 02/14/2003

Relationship Description:

Save Cancel Edit Party Association

Spell Check ?

Close Help

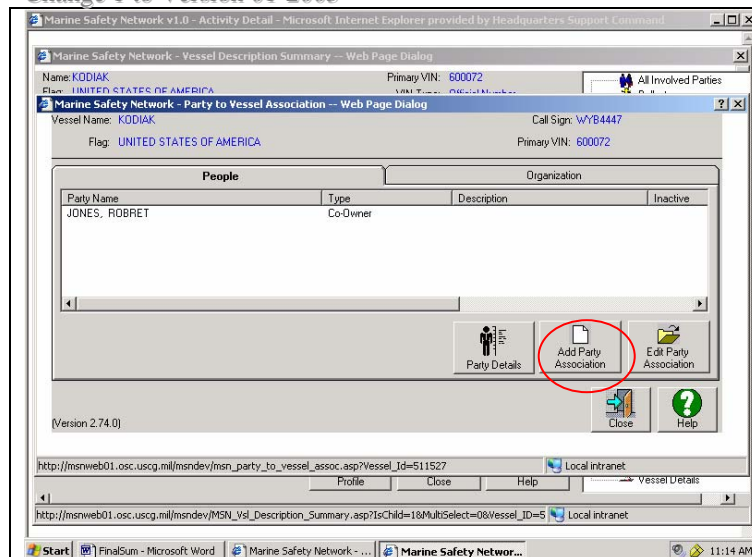
(Version 2.74.0)

WARNING -- When modifying party information do not overwrite existing party names to create new ones (John Smith to Harry Jones). Existing party information should only be updated to reflect address or similar changes for the party shown. Search for or create a different party if the displayed information is not the appropriate party.

Using the pick list choose the relationship that most closely matches the person's connection to the vessel. You can also use the **Relationship Description** to better describe the relationship.

Click on **Save**.

Change 1 to Version 01-2003



The party's name is now associated with the vessel. You can now edit the party's information using the **Edit Party Association** button.

If you have already created a corporation and two people you can remain on this screen and finish the association clicking on **Add Party Association**.

Click **Close** to return to the Vessel Description Summary screen..

ADD A PARTY TO AN ACTIVITY DETAIL

Marine Safety Network v1.0 - Activity Detail - Microsoft Internet Explorer provided by Headquarters Support Command

Activity Type: **Fishing Vessel Exam** Activity Status: **Open - In Progress** Change Status
 Activity No: 1480569 Status Date: 10/17/2002 Originating Unit: G-MOC Transfer Activity
 Activity Title/Description: Prompt Date: Activity Owner: G-MOC
 Activity Start Date/Time: 10/17/2002 13:39 Controlling Unit: G-MOC ID: 600072
 Team Lead: Frost, Kevin P. Subject: **KODIAK** Change Vessel
 Case No: Not Attached to a Case POC:

Operational Controls Class/Group Membership Vessel Details **Parties** Documentation/Certificates Special Notes Activity Log Team Members

Inspections Locations Summary Actions Taken: Narrative
 Use of Force
 Refer to Enforcement
 Print Summary

Violations/Deficiencies Findings: Corrected: 0 Outstanding: 2 Unavailable: 0 Total: 2
 Operational Control - Removed (2)
 Documents
 FISHING VESSEL DECAL

Activity Finder Save Changes Home ?

Once all Individuals and organizations have been attached to the vessel you can additionally attach specific individuals to the activity. If the operator was the contact for the examination he/she can be attached to the case for future reference.

Select **Parties**.

Marine Safety Network v1.0 - Activity Detail - Microsoft Internet Explorer provided by Headquarters Support Command

Activity Type: **Fishing Vessel Exam** Activity Status: **Open - In Progress** Change Status
 Activity No: 1480569 Status Date: 10/17/2002 Originating Unit: G-MOC Transfer Activity

Marine Safety Network - Activity - Party Associations - Web Page Dialog

Activity No: 1480569 Activity Type: Fishing Vessel Exam

Wanted	Name	Current Name	Role	Added Date
N	HERBERT, JONES	HERBERT, JONES	Crewmember	02/14/200

Select Party
Select Related Parties
 Remove Party
 Return to Activity

http://msnweb01.osc.uscg.mil/msndev/MSN_Activity_Parties.asp?Activity=1480569 Local intranet

Click on **Select Related Parties**.

If an individual or organization is not already in the database you could choose **Select Party**. This would bring up the search party screen and you would follow the same procedure to search and add a party as is discussed in the section on Adding a Party.

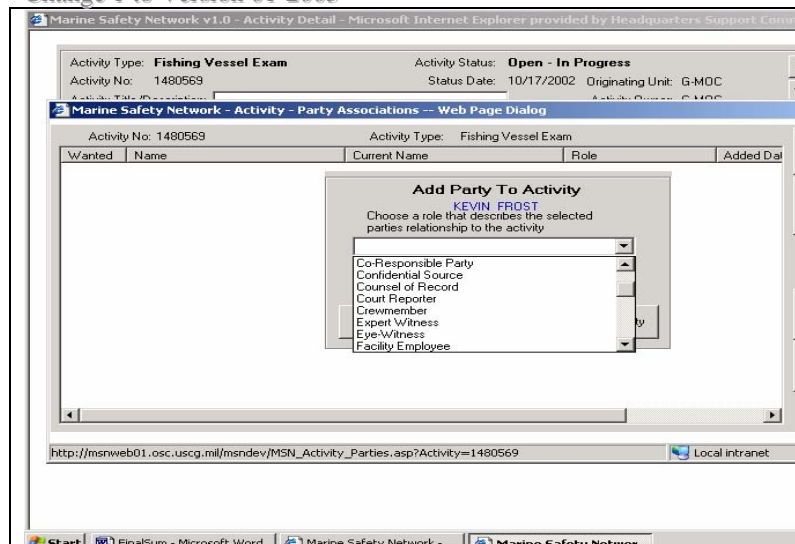
Remove a Party is self-explanatory.

Parties Related to Activity Subjects (Vessels and Facilities)

Subject	Party Name	Role
KODIAK	LONGRICH ENTERPRISES INC AK	Owner
KODIAK	LONGRICH ENTERPRISES INC	Managing Owner
KODIAK	LONGRICH ENTERPRISES INC	Operator
KODIAK	KEVIN FROST	Agent
KODIAK	KEVIN SMITH	Assist. Engineer, 1st
KODIAK	ROBRET JACKSON	Co-Owner

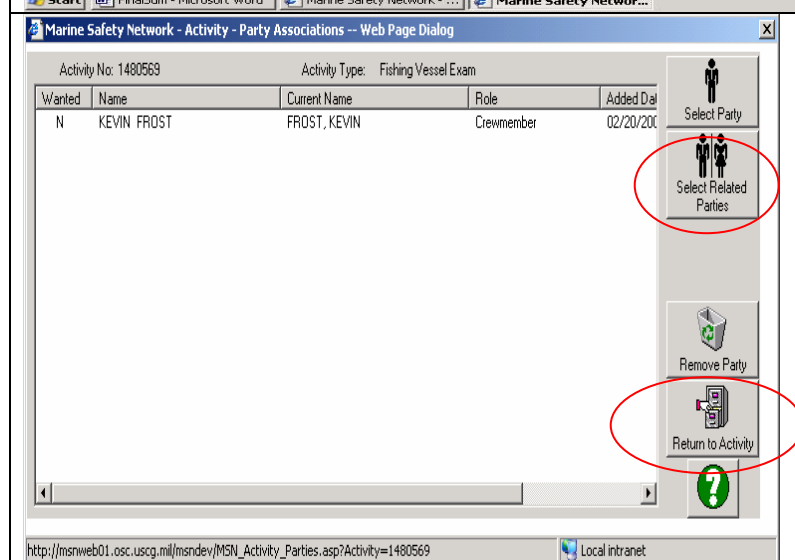
Select Party Cancel

Highlights the party and click on **Select Party**.



From the pick list choose the role that best describes the party's relationship to the activity.

Select **Continue Adding to Activity**.



You can continue to add party's to the Activity from this screen by clicking on **Selecting Related Parties**.

When you are finished click on **Return to Activity**.

CREATE A NEW VESSEL

Once you have exhausted every search criteria and method to find your vessel in the database you can begin the process of creating a new vessel file.

Click On **Create Vessel**.

Remember documented vessels already exist in MISLE. The Vessel Documentation Center would have already entered the vessel's basic information. Do not re-enter a documented vessel.

Enter as much information as possible in the Vessel Detail screen.

All this information is important especially the **Class Type** through **Sub-Type**. These ultimately become search parameters.

Clicking on the flag icon automatically fills in that the vessel's U.S. flagged.

The **red** asterisk* items are required fields.

Click on the **General Information** tab.

You should completely fill out the vessel description section and the **Vessel Status** which should be Active.

The **Inspection Subchapter** should be: C and the **Self Propelled** box should be checked. The remainder of the information can remain blank.

When you are done click on **Create Vessel**.

Change 1 to Version 01-2003

Marine Safety Network - Vessel Details - Web Page Dialog

Identification

Name: NO NAME
 Call Sign: W/TOP
 *Flag: UNITED STATES
 *Vessel Id: MD56100
 *Id Type: State Number
 Class Type: Fishing Vessel
 Type: Fish Catching Vessel
 Sub Type: Pol/Trap
 Service: Commercial Fishing Vessel

General Information

☐ Documented Vessel?
☐ COFR Required?

Hailing Port
☐ Foreign
 Port:
 State/Province:
 Home Port
☐ Foreign
 Port: National Vessel Documentation Center
 State/Province: WV

* Indicates required fields

(Version 2.77.0)

Edit/View Identification History Save Close Help

http://msnweb01.osc.uscg.mil/msndev/MSN_Vessel_Detail.asp?Vessel_Id=061s_Child=1 Local intranet

At this time you can edit/view the details or you can click on **Save** and close it out.

Marine Safety Network v1.0 - Vessel Search and Select - Microsoft Internet Explorer provided by Headquarters Support Com...

Vessel Name VIN MD56100
 Call Sign Flag Service Commercial Fishing Vessel
 Decal No: Clear Search Criteria

☐ Vessel Historical Search

Search MSN Close Search Lloyds Help

Ready Current Records return: 0

You should then return to the Vessel Search and Select screen and enter the vessels numbers in the **VIN** box.

Click on **Search MSN**

Marine Safety Network v1.0 - Vessel Search and Select - Microsoft Internet Explorer provided by Headquarters Support Com...

Vessel Name VIN MD56100
 Call Sign Flag Service Commercial Fishing Vessel
 Decal No: Clear Search Criteria

Name	VIN	Call Sign	Flag	Hull Number	Length Ft.	D
NO NAME	State Number: MD56100	W/TOP	US			

☐ Vessel Historical Search

Search MSN Vessel Description Summary Create Vessel Close Search Lloyds Help

Maximum allowed records to be returned: 250 Current Records return: 1

The vessel should appear highlighted in the window.

Click on the **Vessel Description Summary** box to get to the Vessel Description Summary screen

Marine Safety Network - Vessel Description Summary - Microsoft Internet Explorer provided by Headquarters Support Comm...

Name: NO NAME Primary VIN: MD56100
Flag: UNITED STATES VIN Type: State Number
Call Sign: WTQP

Involved Parties Particulars Highlights Design Highlights Certificate CG Activity History

Length: -- Deadweight Tons: --
Length Between Perpendiculars: -- Displacement Tons: --
Design Draft: --
Delivery Date: --
Keel Laid Date: --

Gross Tonnage:
Convention: -- GT ITC
Regulatory: -- GRT

Place of Hull Construction:
City: --
State/Province: --
Country: --

Place of Construction Completion:
City: --
State/Province: --
Country: --

Dimension Route Persons Allowed Cargo Authority

Home Vessel Utilities Vessel Search Vessel Critical Profile Close Help

All Involved Parties
Ballast
Bilge
Boiler
Cargo
COD Information
Communication
Construction Details
Deficiency History
Documents
Electrical
Firefighting
Groups
Hull
Lifesaving
Lookouts
Maneuverability
Manning Requirements
Miscellaneous Systems
Navigation
Notes
Operational Controls
Pollution Prevention
Propulsion
Routes and Conditions
Tonnage/Dimension
User Fee
Vessel Details

Click on **Tonnage/Dimension**

Marine Safety Network - Vessel Dimensions -- Web Page Dialog

Vessel Name: NO NAME Primary VIN: MD56100
Flag: UNITED STATES Call Sign: WTQP

Dimensions Simplified Tonnage Formal Tonnage

Self Propelled Machinery Location Hull Configuration Hull Shape Deckhouse

Yes

Length/Breadth/Depth
Feet/10th Feet Feet/Inches

Length (L) Breadth (B) Depth (D)

32.5 ft ft ft

Gross Tonnage Net Tonnage
(GRT) (NRT)

Manual Override

Calculate Tonnage

Meters To Feet Conversion: Right Click Over Data Entry Block

Delete Simplified Tonnage

Ver. 2.82.15

Save Close Help

http://msnweb01.osc.uscg.mil/msndev/MSN_Vsl_Dimension.asp?Vessel_Id=954698 Local intranet

Click on the **Simplified Tonnage** tab. Enter the vessels length in feet and click on **Save** and then **Close**.

Marine Safety Network - Vessel Description Summary - Microsoft Internet Explorer provided by Headquarters Support Comm...

Name: NO NAME Primary VIN: MD56100
Flag: UNITED STATES VIN Type: State Number
Call Sign: WTQP

Involved Parties Particulars Highlights Design Highlights Certificate CG Activity History

Length: -- Deadweight Tons: --
Length Between Perpendiculars: -- Displacement Tons: --
Design Draft: --
Delivery Date: --
Keel Laid Date: --

Gross Tonnage:
Convention: -- GT ITC
Regulatory: -- GRT

Place of Hull Construction:
City: --
State/Province: --
Country: --

Place of Construction Completion:
City: --
State/Province: --
Country: --

Dimension Route Persons Allowed Cargo Authority

Home Vessel Utilities Vessel Search Vessel Critical Profile Close Help

All Involved Parties
Ballast
Bilge
Boiler
Cargo
COD Information
Communication
Construction Details
Deficiency History
Documents
Electrical
Firefighting
Groups
Hull
Lifesaving
Lookouts
Maneuverability
Manning Requirements
Miscellaneous Systems
Navigation
Notes
Operational Controls
Pollution Prevention
Propulsion
Routes and Conditions
Tonnage/Dimension
User Fee
Vessel Details

Click on **Hull Systems**.

Change 1 to Version 01-2003

Marine Safety Network - Vessel Hull System -- Web Page Dialog

Vessel Name: **NO NAME** Primary VIN: **MD56100**
 Flag: **UNITED STATES** Call Sign: **WTOP**

Vessel Hull System Decks, Fittings, Watertight Integrity Vessel Hull Inspection

Hull Material: **Wood** Deck Framing Clg: **Wood**
 Other Material: **Other Material** Side Framing Clg: **Other Material**
 Design Type: **SINGLE HULL** Bottom Framing Clg: **Other Material**
 Hull Color: **Green** Standard Subdivision: **Other Material**
 Double Side Type: **Other Material** Drainage Type: **WELL DECK**
 Forebody Description: **Other Material** Other Subdivision: **Other Material**
☐ Double Bottom/Type: **Other Material** Environmental Protection: **Other Material**
 Construction Type: **NAILED** Reduce Scantling? ☐ Yes ☐ No ☒ Unknown
 Sheathing Material Type: **Wood** OPA-90 Double Hull? ☐ Yes ☐ No ☒ Unknown

Sheathing Overlay: **Other Material** Hull Narrative: **Other Material**

Last Modified by: **Unit: G-MOC Unit Name: COMMANDANT (G-MOC) Individual: Frost, Kevin P. Date: 01/09/2003 3:07:54 PM**
 http://msnweb01.osc.uscg.mil/msndev/MSN_Vsl_Hull_Sys.asp?Vessel_Id=954698 Local intranet

Enter as much information as possible in this screen.

Hull material, design type, construction type, sheathing material, and drainage type are of particular importance.

Marine Safety Network - Vessel Construction Detail -- Web Page Dialog

Vessel Name: **NO NAME** Primary VIN: **MD56100**
 Flag: **UNITED STATES** Call Sign: **WTOP**

Shipyard Name: **Shipyard Name** Contract Date: **Contract Date**
 Builder Name: **Builder Name** Keel Laid Date: **08/15/1980**
 Construction POC: **Construction POC** Delivery Date: **Delivery Date**
 Last Conversion Date: **Last Conversion Date**

Place of Hull Construction: **Place of Hull Construction** Place of Construction Completion: **Place of Construction Completion**
 Country: **UNITED STATES** Country: **UNITED STATES**
☐ State **WY** ☐ State **MD**
☐ Province ☐ Province
 City: **City** City: **Chesapeake City**

(Version 2.74.0)
 Last Modified by: **Last Modified by**

Save Delete Close Help

http://msnweb01.osc.uscg.mil/msndev/MSN_vsl_construction_detail.asp?Vessel_Id=954698 Local intranet

Enter as much information as possible on this screen. The Keel Laying Date and the Place of Construction are important

When you are done click **Save** and **Close**.

ENTERING ACTIVITY CHANGE OF STATUS

Marine Safety Network v1.0 - Activity Detail - Microsoft Internet Explorer provided by HSC (t-1a)

Activity Type: **Fishing Vessel Exam** Activity Status: **Open - In Progress** **Change Status** (circled in red)

Activity No: 1480569 Status Date: 10/17/2002 Originating Unit: G-MOC Transfer Activity

Activity Title/Description: Activity Owner: G-MOC

Activity Start Date/Time: 10/17/2002 13:39 Prompt Date: Controlling Unit: G-MOC ID: 600072

Team Lead Subject: **KODIAK** Change Vessel

Case No: Not Attached to a Case POC: Change Vessel

Operational Controls Class/Group Membership Vessel Details Parties Documentation/Certificates Special Notes Activity Log Team Members

Use of Force Inspections Locations Summary Narrative Activity Finder

Refer to Enforcement Generate Certificates Inspection Type Unit Date Print Deficiency Letter Save Changes

Print Summary Add Modify Delete Paid in Full? Home ?

Go to the Activity Detail screen and click on **Change Status**.

Marine Safety Network v1.0 - Activity Detail - Microsoft Internet Explorer provided by HSC (t-1a)

Activity Type: **Fishing Vessel Exam** Activity Status: **Open - In Progress** **Change Activity Status**

Activity No: 1480569 Status Date: 10/17/2002 as of:

Activity Title/Description: Activity Owner: G-MOC

Activity Start Date/Time: 10/17/2002 13:39 Prompt Date: Controlling Unit: G-MOC ID: 600072

Team Lead Subject: **KODIAK** Change Vessel

Case No: Not Attached to a Case POC: Change Vessel

Operational Controls Class/Group Membership Vessel Details Parties Documentation/Certificates Special Notes Activity Log Team Members

Use of Force Inspections Locations Summary Narrative Activity Finder

Refer to Enforcement Generate Certificates Inspection Type Unit Date Print Deficiency Letter Save Changes

Print Summary Add Modify Delete Paid in Full? Home ?

Change Activity Status dropdown menu:

- Open - In Progress
- Closed - Administrative Action
- Closed - Agency Action Complete
- Closed - Approved Inspection
- Closed - Failed Inspection
- Closed - Failure to Show
- Closed - Forwarded
- Closed - Payment Received
- Closed - Pends Appeal Period Expiration

When you open the pick list you will have many choices. These are the most common:

Closed - Approved Inspection: Inspection complete, no outstanding deficiencies and decal issued.

Closed- Failed Inspection: Inspection complete, deficiencies issued and vessel did not qualify for a decal within 30 days. After 30 days the case should be closed. If the vessel requests action after the activity is closed a new activity should be opened.

Open in Progress: Case status pending resolution of issues. This is normally the 30 days between the examination and case closure.

Closed-Administrative Action: Vessel examination process has been interrupted and the exam will not be completed. The reason should be documented in the narrative. This action should be rarely used.

ENTERING SPECIAL NOTES

Marine Safety Network v1.0 - Activity Detail - Microsoft Internet Explorer provided by Headquarters Support Command

Activity Type: **Fishing Vessel Exam** Activity Status: **Open - In Progress**

Activity No: 1480569 Status Date: 10/17/2002 Originating Unit: G-MOC

Activity Title/Description: Activity Owner: G-MOC

Activity Start Date/Time: 10/17/2002 13:39 Prompt Date: Controlling Unit: G-MOC

Team Lead Subject: **KODIAK** ID: 600072

Case No: Not Attached to a Case POC:

Buttons: Change Status, Transfer Activity, Change Vessel

Navigation Icons: Operational Controls, Class/Group Membership, Vessel Details, Parties, Documentation/Certificates, **Special Notes** (circled), Activity Log, Team Members

Inspections Conducted:

Inspection Type	Unit	Date
Follow Up Examination	G-MOC	11/06/20...
Dockside Examination	G-MOC	10/17/20...

Buttons: Add, Modify, Delete, Paid in Full?

Other Buttons: Print Summary, Generate Certificates, Print Deficiency Letter, Inspection Results, Activity Finder, Save Changes, Home, ?

Click on the **Special Note** button

Marine Safety Network - Vessel Special Notes - Web Page Dialog

Vessel Name: **KODIAK**

Buttons: Add a Note (circled), Group Notes, Close, ?

Radio Buttons: ☒ Current Notes Only ☐ Show All Notes

Notes Specific to This Vessel

Table: No Records

URL: http://msnweb01.osc.uscg.mil/msndev/MSN_Vessel_Notes.asp?Vessel_ID=5115278Activity_ID=1480569 Local Intranet

Click on **Add a Note**

Vessel Notes Edit

Name: **KODIAK** Originating Unit: **COMMANDANT (G-MOC)**

Rev. Date: 02/20/2003 Note Status: Current

Retention Date: 02/20/2004

Description:

Buttons: Close, Save and Close


Verify **Note Status** says Current and the **Rev Date** is the current date.

Enter the **Retention Date**. This is equivalent to the expiration date.

In the **Description** block enter all pertinent information related to the special note including requirements or special conditions.


Select **Save and Close**.

Marine Safety Network - Vessel Special Notes -- Web Page Dialog


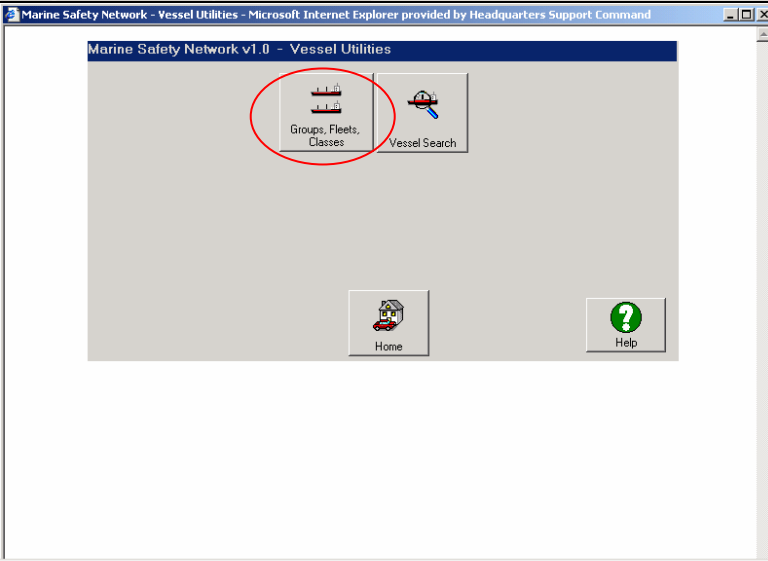
Vessel Name **KODIAK** 

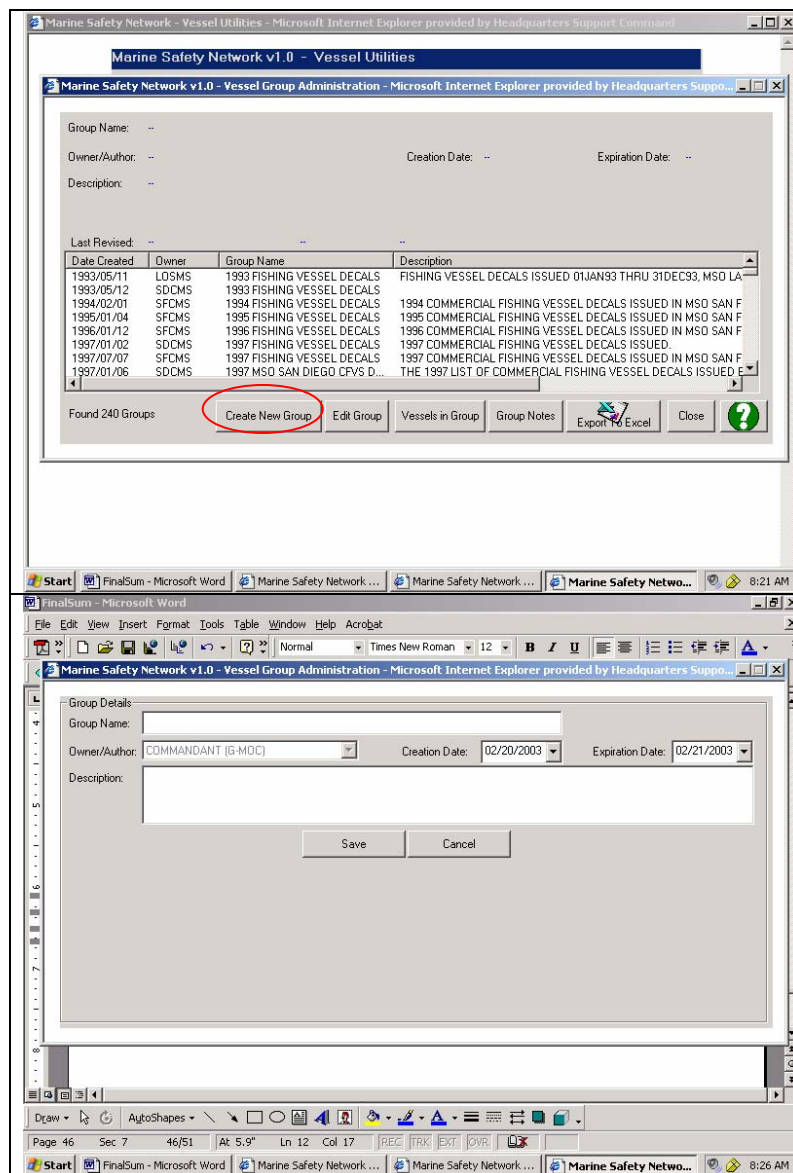
☐ Current Notes Only ☒ Show All Notes [Notes Specific to This Vessel](#)

Orig. Unit	Rev. Date	Initials	Description	Status	Ret. Dttm
G-MDC	2003-01-20 10:30:31	Frost, Kevin P.	D17 ltr dtd 20 Jan 2003 granted exemption from 46 CFR 28.115 requirement to carry a lifebouy. Vessel is not required to carry a lifebouy while within 50 feet of shore. Waiver is good for two years and expires on 1/20/05	Current	01/20/2005

http://msnweb01.osc.uscg.mil/msndev/MSN_Vessel_Notes.asp?Vessel_ID=511527&Activity_ID=1480569  Local intranet

Special Notes can also be used for classes and groups of vessels. You can check for this by selecting **Group Notes**.

<p style="text-align: center;">ENTERING GROUP OR CLASS NOTES</p>  <p>Marine Safety Network v1.0 - Vessel Utilities</p> 	<p>The ability to enter a group or class notes is a powerful management tool. As you review this feature you will see how units have used it to enhance their vessel management capability. G-MOC uses this feature to track vessels granted citizenship waivers and several units are using it to track their fishing vessel exams.</p> <p>From the main menu select the Vessels button.</p> <p>Select Groups, Fleet, Classes</p>
---	--



The Vessel Group Administration screen lists all groups in MISLE.

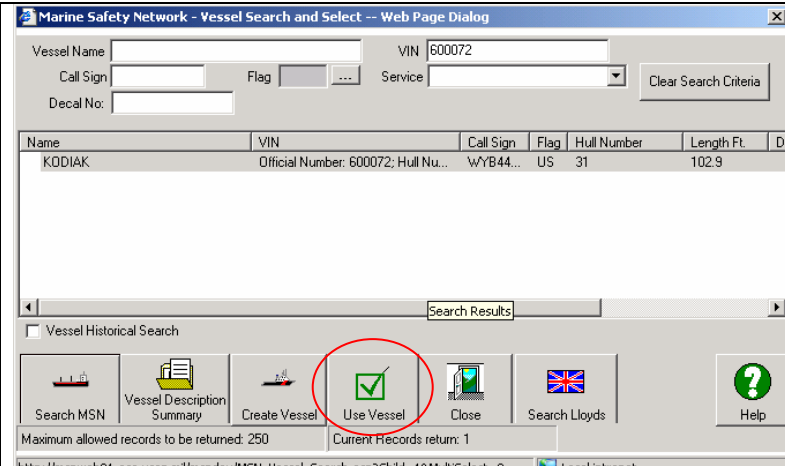
You can review a specific group by highlighting it and selecting **Group Notes**. You can view all the vessels assigned in a specific group by selecting **Vessels in Group**.

To create a new group by selecting **Create New Group**.

Enter a descriptive name in the **Group Name** box.

Enter the **Creation Date** and an **Expiration Date** if applicable.

In the **Description** box enter the special note pertaining to the group or class of vessels.



Vessel Name: VIN: 600072

Call Sign: Flag: Service: Clear Search Criteria

Decal No:

Name	VIN	Call Sign	Flag	Hull Number	Length Ft.	D
KODIAK	Official Number: 600072; Hull Nu...	WYB44...	US	31	102.9	

Search Results

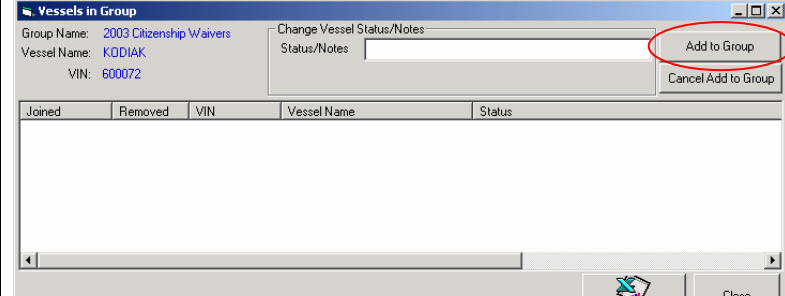
☐ Vessel Historical Search

Search MSN Vessel Description Summary Create Vessel **Use Vessel** Close Search Lloyds Help

Maximum allowed records to be returned: 250 Current Records return: 1

http://msnweb01.osc.uscg.mil/msndev/MSN_Vessel_Search.asp?Child=1&MultiSelect=0 Local intranet

Click on the appropriate vessel and select **Use Vessel**.



Group Name: 2003 Citizenship Waivers

Vessel Name: KODIAK

VIN: 600072

Change Vessel Status/Notes

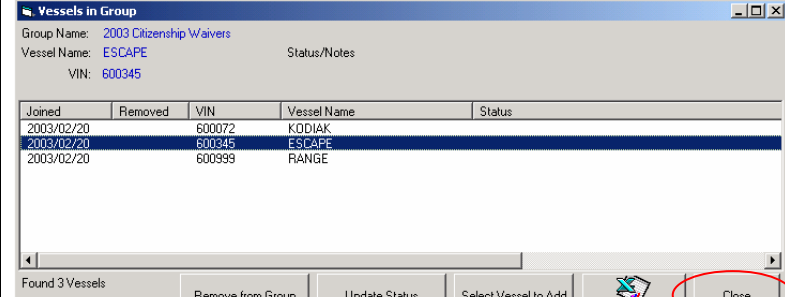
Status/Notes:

Add to Group Cancel Add to Group

Joined	Removed	VIN	Vessel Name	Status

Export To Excel Close

Select **Add to Group**.



Group Name: 2003 Citizenship Waivers

Vessel Name: ESCAPE

VIN: 600345

Status/Notes

Joined	Removed	VIN	Vessel Name	Status
2003/02/20		600072	KODIAK	
2003/02/20		600345	ESCAPE	
2003/02/20		600999	RANGE	

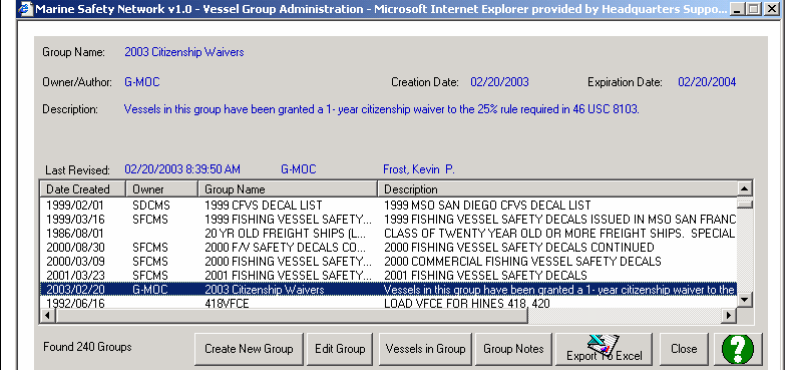
Found 3 Vessels

Remove from Group Update Status Select Vessel to Add Export To Excel **Close**

The vessel has now been added to the group.

From this screen you can continue to add vessels, edit specific vessels, remove vessels from the group and create an Excel spreadsheet.

Select **Close**.



Group Name: 2003 Citizenship Waivers

Owner/Author: G-MOC Creation Date: 02/20/2003 Expiration Date: 02/20/2004

Description: Vessels in this group have been granted a 1-year citizenship waiver to the 25% rule required in 46 USC 8103.

Last Revised: 02/20/2003 8:39:50 AM G-MOC Frost, Kevin P.

Date Created	Owner	Group Name	Description
1999/02/01	SDCMS	1999 CFVS DECAL LIST	1999 MSO SAN DIEGO CFVS DECAL LIST
1999/03/16	SFCMS	1999 FISHING VESSEL SAFETY...	1999 FISHING VESSEL SAFETY DECALS ISSUED IN MSO SAN FRANCISCO
1996/08/01		20 YR OLD FREIGHT SHIPS (L...	CLASS OF TWENTY YEAR OLD OR MORE FREIGHT SHIPS. SPECIAL
2000/08/30	SFCMS	2000 FAY SAFETY DECALS CO...	2000 FISHING VESSEL SAFETY DECALS CONTINUED
2000/03/09	SFCMS	2000 FISHING VESSEL SAFETY...	2000 COMMERCIAL FISHING VESSEL SAFETY DECALS
2001/03/23	SFCMS	2001 FISHING VESSEL SAFETY...	2001 FISHING VESSEL SAFETY DECALS
2003/02/20	G-MOC	2003 Citizenship Waivers	Vessels in this group have been granted a 1-year citizenship waiver to the
1992/06/16		418VFCE	LOAD VFCE FOR HINES 418, 420

Found 240 Groups

Create New Group Edit Group Vessels in Group Group Notes Export To Excel Close ?

You are now returned to the Vessel Group Administration screen where the group note is displayed along with the creation and expiration date if applicable.

Select **Close**.

ENTERING OPERATIONAL CONTROLS

Marine Safety Network v1.0 - Activity Detail - Microsoft Internet Explorer provided by HSC (t-1a)

Activity Type: **Fishing Vessel Exam** Activity Status: **Open - In Progress**

Activity No: 1480563 Status Date: 10/17/2002 Originating Unit: G-MOC

Activity Title/Description: Activity Owner: G-MOC

Activity Start Date/Time: 10/17/2002 13:39 Prompt Date: Controlling Unit: G-MOC

Team Lead Subject: **KODIAK** ID: 600072

Case No: Not Attached to a Case POC:

Operational Controls (circled in red)

Class/Group Membership Vessel Details Parties Documentation/Certificates Special Notes Activity Log Team Members

Inspections Locations Summary Narrative

Inspection Type Unit Date

Dockside Examination G-MOC 10/17/20...

Generate Certificates Print Deficiency Letter Inspection Results

Add Modify Delete Paid in Full?

Use of Force Refer to Enforcement Print Summary

Activity Finder Save Changes Home ?

Select **Operational Control** at the Vessel Detail screen

Marine Safety Network - Op Control Search -- Web Page Dialog

Current Name: **KODIAK** Activity: **1480569**

Name at time of Activity: **KODIAK**

Initiated Date	Initiated Port	Control Type	Date Removed	Port Removed

☐ Show All Controls For Vessel

Add New Control (circled in red) Close

Version: 2.80.0

http://msnweb01.osc.uscg.mil/msndev/MSN_OP_Controls.asp?Activity_ID=1480569&Vessel Local intranet

Select **Add New Control**

MSN Operational Control Detail

Date Imposed: 01/31/2002 17:49 (GMT) Port Imposed: G-MOC

Activity: 1480569 Responsible Party

Control Type: COTP order Add Restriction

Reason: Vessel Activity

Name of Authorizing Official: U. R. BAD

Agency Jurisdiction: US Coast Guard

Planned? ☐

Requirement/Restriction Description

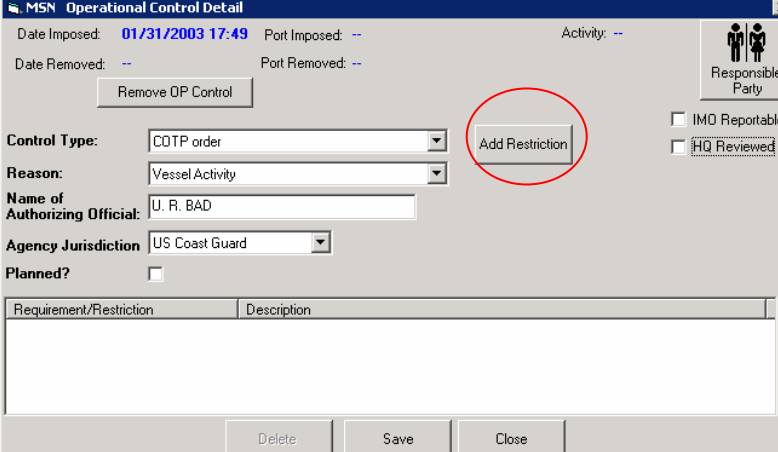
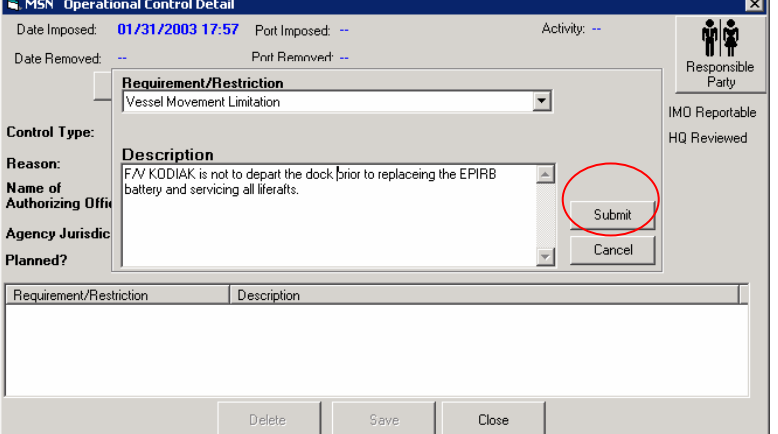
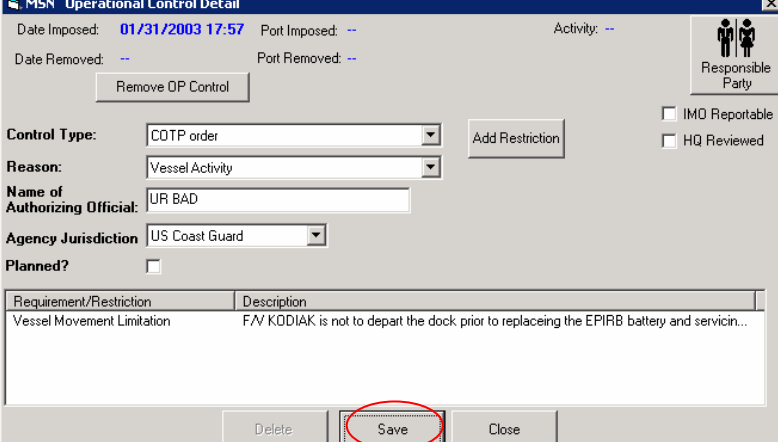
Delete **Save** (circled in red) Close

Enter the **date & time** the control was effective

Using the pick list enter the:

Type of control
Reason
Authorizing Official

Click on **Save**

 <p>MSN Operational Control Detail</p> <p>Date Imposed: 01/31/2003 17:49 Port Imposed: -- Activity: --</p> <p>Date Removed: -- Port Removed: --</p> <p>Remove OP Control</p> <p>Control Type: COTP order</p> <p>Reason: Vessel Activity</p> <p>Name of Authorizing Official: U. R. BAD</p> <p>Agency Jurisdiction: US Coast Guard</p> <p>Planned? <input type="checkbox"/></p> <p>Requirement/Restriction</p> <p>Description</p> <p>Delete Save Close</p>	<p>Click on Add Restriction</p>
 <p>MSN Operational Control Detail</p> <p>Date Imposed: 01/31/2003 17:57 Port Imposed: -- Activity: --</p> <p>Date Removed: -- Port Removed: --</p> <p>Requirement/Restriction: Vessel Movement Limitation</p> <p>Control Type:</p> <p>Reason:</p> <p>Name of Authorizing Official:</p> <p>Agency Jurisdiction:</p> <p>Planned? <input type="checkbox"/></p> <p>Description: F/V KODIAK is not to depart the dock prior to replacing the EPIRB battery and servicing all life rafts.</p> <p>Submit</p> <p>Cancel</p> <p>Requirement/Restriction</p> <p>Description</p> <p>Delete Save Close</p>	<p>Using the pick list enter the type of Requirement/Restriction</p> <p>In the description block enter a brief description of the problem and the criteria required to lift the operational control.</p> <p>Click on Submit</p>
 <p>MSN Operational Control Detail</p> <p>Date Imposed: 01/31/2003 17:57 Port Imposed: -- Activity: --</p> <p>Date Removed: -- Port Removed: --</p> <p>Remove OP Control</p> <p>Control Type: COTP order</p> <p>Reason: Vessel Activity</p> <p>Name of Authorizing Official: UR BAD</p> <p>Agency Jurisdiction: US Coast Guard</p> <p>Planned? <input type="checkbox"/></p> <p>Requirement/Restriction: Vessel Movement Limitation</p> <p>Description: F/V KODIAK is not to depart the dock prior to replacing the EPIRB battery and servicing...</p> <p>Delete Save Close</p>	<p>Click on Save.</p> <p>This action places the operational control on the Activity detail screen and can be viewed by clicking on the Summary tab.</p>

MSN Operational Control Detail

Date Imposed: 01/31/2003 17:57 Port Imposed: -- Activity: --
 Date Removed: -- Port Removed: --

Control Type: COTP order
 Reason: Vessel Activity
 Name of Authorizing Official: UR BAD
 Agency Jurisdiction: US Coast Guard
 Planned? ☐

Requirement/Restriction	Description
Vessel Movement Limitation	F/V KODIAK is not to depart the dock prior to replacing the EPIRB battery and servicin...

You can connect an Operational Control to an individual/organization by clicking on the **Responsible Party** button.

Marine Safety Network - OpControl - Party Associations - Web Page Dialog

Name	Role	Added Date	Added By	Initials

http://msnweb01.osc.uscg.mil/msndev/MSN_Op_Control_Parties.asp?Control_ID=63496 Local intranet

Click on **Select Party**.

Marine Safety Network - Party Selector - Web Page Dialog

Search For: ☒ Individual ☐ Organization

Last Name: SMITH First Name: KEVIN Middle Name:
 Identification: Id Type: City: State: Country:

Name	Identification	Address	City	State	Co
SMITH, KEVIN	IPN/CDPR #: IP95008915	3130 N TONTI	NEW ORLEANS	LA	
SMITH, KEVIN	IPN/CDPR #: IP98021015	502 SOUTHSIDE AVE	FREEPORT	NY	
SMITH, KEVIN	IPN/CDPR #: IP99036510	681 HI OAKS RD NO B	RICHMOND	VA	

Found 3 Matches in MSN Search results are limited to 200 records

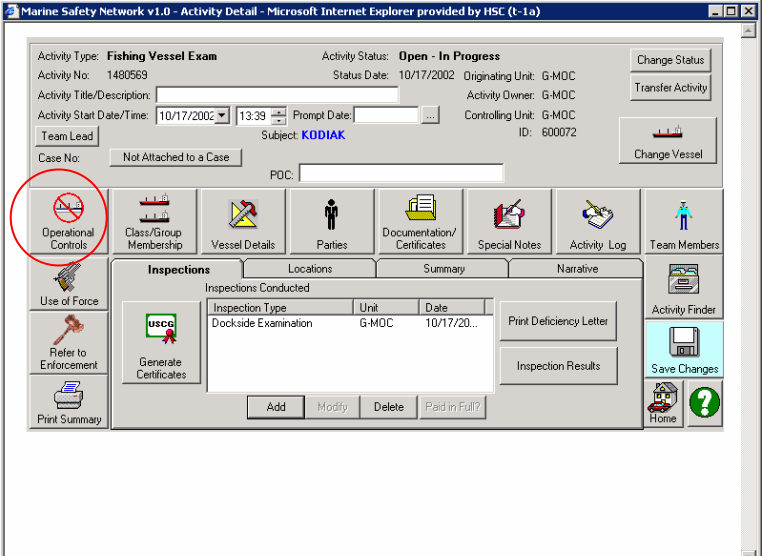
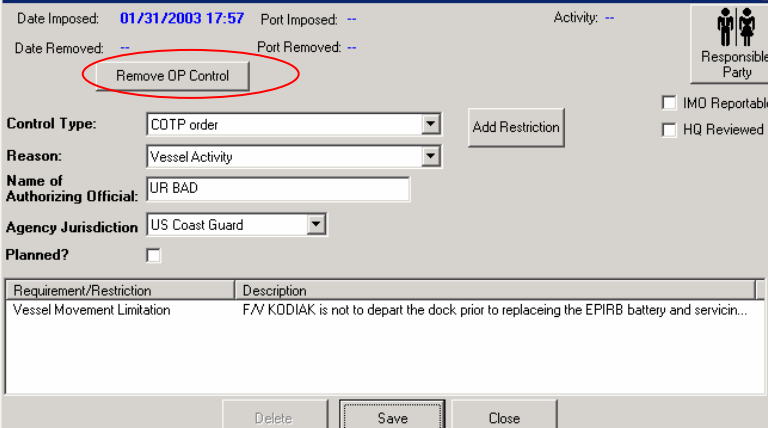
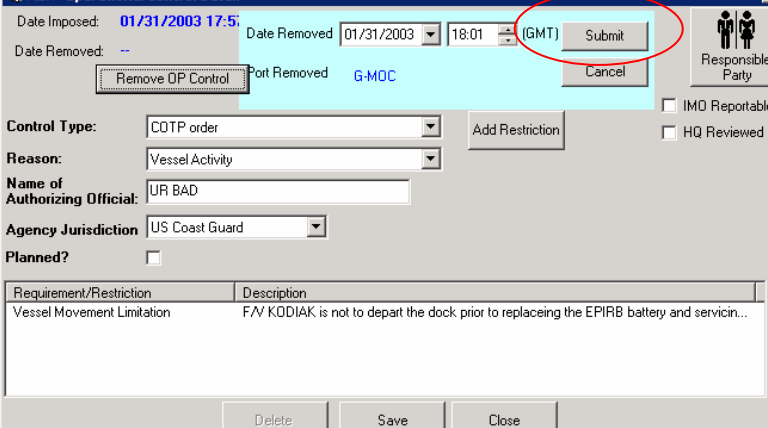
WARNING -- When modifying party information do not overtype existing party names to create new ones (John Smith to Harry Jones). Existing party information should only be updated to reflect address or similar changes for the party shown. Search for or create a different party if the displayed information is not the appropriate party.

Enter the party/organization information and select **Search MSN**.

Using the pick list choose the role that best describes the party's/organizations relationship to the operational control.

Click on **Continue Adding Party**.

Click on **Return to Op Control**.

REMOVE OPERATIONAL CONTROL							
 <p>Marine Safety Network v1.0 - Activity Detail - Microsoft Internet Explorer provided by HSC (R-1a)</p> <p>Activity Type: Fishing Vessel Exam Activity Status: Open - In Progress</p> <p>Activity No: 1480569 Status Date: 10/17/2002 Originating Unit: G-MOC</p> <p>Activity Title/Description: Prompt Date: Activity Owner: G-MOC</p> <p>Activity Start Date/Time: 10/17/2002 13:39 Controlling Unit: G-MOC ID: 600072</p> <p>Team Lead Subject: KODIAK</p> <p>Case No: Not Attached to a Case POC:</p> <p>Operational Controls (circled in red)</p> <p>Class/Group Membership Vessel Details Parties Documentation/Certificates Special Notes Activity Log Team Members</p> <p>Inspections Locations Summary Narrative</p> <p>Inspections Conducted</p> <table border="1"> <thead> <tr> <th>Inspection Type</th> <th>Unit</th> <th>Date</th> </tr> </thead> <tbody> <tr> <td>Dockside Examination</td> <td>G-MOC</td> <td>10/17/20...</td> </tr> </tbody> </table> <p>Print Summary Add Modify Delete Paid in Full?</p> <p>Use of Force Refer to Enforcement Print Summary</p> <p>Generate Certificates Print Deficiency Letter Inspection Results</p> <p>Activity Finder Save Changes Home ?</p>	Inspection Type	Unit	Date	Dockside Examination	G-MOC	10/17/20...	<p>Click on Operational Controls</p>
Inspection Type	Unit	Date					
Dockside Examination	G-MOC	10/17/20...					
 <p>MSN Operational Control Detail</p> <p>Date Imposed: 01/31/2003 17:57 Port Imposed: -- Activity: --</p> <p>Date Removed: -- Port Removed: --</p> <p>Remove OP Control (circled in red)</p> <p>Control Type: COTP order Add Restriction</p> <p>Reason: Vessel Activity</p> <p>Name of Authorizing Official: UR BAD</p> <p>Agency Jurisdiction: US Coast Guard</p> <p>Planned? <input type="checkbox"/></p> <p>IMD Reportable <input type="checkbox"/> HQ Reviewed <input type="checkbox"/></p> <table border="1"> <thead> <tr> <th>Requirement/Restriction</th> <th>Description</th> </tr> </thead> <tbody> <tr> <td>Vessel Movement Limitation</td> <td>F/V KODIAK is not to depart the dock prior to replacing the EPIRB battery and servicin...</td> </tr> </tbody> </table> <p>Delete Save Close</p>	Requirement/Restriction	Description	Vessel Movement Limitation	F/V KODIAK is not to depart the dock prior to replacing the EPIRB battery and servicin...	<p>The active operational control detail screen should open.</p> <p>Click on Remove OP Control.</p>		
Requirement/Restriction	Description						
Vessel Movement Limitation	F/V KODIAK is not to depart the dock prior to replacing the EPIRB battery and servicin...						
 <p>MSN Operational Control Detail</p> <p>Date Imposed: 01/31/2003 17:57 Date Removed: 01/31/2003 18:01 (GMT)</p> <p>Date Removed: -- Port Removed: G-MOC</p> <p>Submit (circled in red)</p> <p>Remove OP Control Cancel</p> <p>Control Type: COTP order Add Restriction</p> <p>Reason: Vessel Activity</p> <p>Name of Authorizing Official: UR BAD</p> <p>Agency Jurisdiction: US Coast Guard</p> <p>Planned? <input type="checkbox"/></p> <p>IMD Reportable <input type="checkbox"/> HQ Reviewed <input type="checkbox"/></p> <table border="1"> <thead> <tr> <th>Requirement/Restriction</th> <th>Description</th> </tr> </thead> <tbody> <tr> <td>Vessel Movement Limitation</td> <td>F/V KODIAK is not to depart the dock prior to replacing the EPIRB battery and servicin...</td> </tr> </tbody> </table> <p>Delete Save Close</p>	Requirement/Restriction	Description	Vessel Movement Limitation	F/V KODIAK is not to depart the dock prior to replacing the EPIRB battery and servicin...	<p>In the pop up window enter the date and time the Operational Control was rescinded.</p> <p>Click on Submit.</p>		
Requirement/Restriction	Description						
Vessel Movement Limitation	F/V KODIAK is not to depart the dock prior to replacing the EPIRB battery and servicin...						

MSN Operational Control Detail

Date Imposed: 01/31/2003 17:57

Port Imposed: --

Date Removed: 01/31/2003 18:01

Port Removed: --

Activity: --

Remove CP Control

Remove CP Control

Control Type: COTP order

Add Restriction

Reason: Vessel Activity

IMD Reportable

Name of Authorizing Official: UR BAD

HQ Reviewed

Agency Jurisdiction: US Coast Guard

Planned?

Requirement/Restriction	Description
Vessel Movement Limitation	F/V KODIAK is not to depart the dock prior to replacing the EPIRB battery and servicin...

Delete

Save

Close

Click on **Save**.